

ARTS AND COMMERCE COLLEGE

Warvat Bakal Dist- Buldana

Dr. Rajendra S Korde
In - Charge Principal

Shri. Krushnarao Ingle (Ex MLA)
President

Phone : 07266-237126

visit us at : www.acscwb.co.in

Email : 327accwb@gmail.com

Criterion I: Curricular Aspects

1.4 Feedback System

1.4.1 Institution obtains feedback on the syllabus and its transaction at the institution from the following stakeholders

Feedback Report & Analysis Session-2021-2022

Supporting Documents - A

ARTS AND COMMERCE COLLEGE

Warvat Bakal Dist- Buldana

Dr. Rajendra S Korde
In- Charge Principal

Shri. Krushnarao Ingle (Ex MLA)
President

Phone : 07266-237126

visit us at : www.acscwb.co.in

Email : 327accwb@gmail.com

CERTIFICATE

This is to certify that the documents attached as supporting documents for Criterion I: Curricular Aspects are verified from the college record and found to be correct to the best of my knowledge.


Principal
Arts & Commerce College,
Warvat Bakal Dist. Buldana

Satpuda Education Society, Jalgoan (Jamod)'s
ARTS & COMMERCE COLLEGE WARVAT BAKAL
STUDENTS' FEEDBACK ON TEACHERS (ART DEPARTMENT)

Name: Ah. Ket. Suresh Adhao
Class: B. A. I. Semester: II Year: 2021-2022

You are hereby instructed to rate each statement in the following questionnaire against each lecturer's name column, by using a 4-point scale rating as shown below in the table. You need not disclose your name if you do not wish to.

याद्वारे तुम्हाला निदेश देण्यात आले आहेत की खाली तखत्या मध्ये दर्शविल्याप्रमाणे 4-पॉइंट स्केल रेटिंगचा वापर करून कॉलममध्ये नमूद केलेल्या प्रत्येक व्याख्यात्याच्या नावाच्या कॉलममध्ये खालील प्रश्नावलीतील प्रत्येक विधानाच्या समोर तुम्हाला मूल्यांकन करावचे आहे. तुमची इच्छा नसेल तर तुमचे नाव उघड करण्याची गरज नाही.

Scale Description	Strongly Agree	Agree	Neutral	Disagree	Strongly Disagree
Scale Rating	5	4	3	2	1

DR. RAJENDRA SHRIDHAMPANT KORDE: RSK
DR. SUBHASH RAMCHANDRA GURJAR: SRG
ANAND UDIBHAN DHUNDALE: AUD

DR. SUBHASH SHANKARRAO PAWAR: SSP
DR. NISHIGANDHI P. SATAV: NPS

Student Feedback Questionnaire					
Statement	RSK	SRG	AUD	SSP	NPS
The teacher comes on time for the lecture and engage his lecture regularly.	4	4	4	4	4
The teacher prepares well for the classes, complete the syllabus well in time and demonstrates subject command.	4	4	3	4	4
The teachers communicate effectively with the students and provide counseling, if necessary, in our difficult times and motivate us to study further.	2	4	3	4	4
The teacher encourages students for asking question, discussion, and classroom participation	5	5	5	4	5
Your teacher makes topics easy to understand, generate interest and conducts students centric learning activities	4	4	4	4	5
Sincerity and social commitment of our teacher is very good	4	3	4	4	5
The teacher uses ICT tools (LCD projector, multimedia, email etc.	4	4	4	4	5
The teacher is fair and transparent in internal assessment and also provide sufficient time for feedback.	4	4	4	5	5
Teachers provide us information about the syllabus, scheme, our expected ability, course outcomes and outcomes of course programmes.	3	4	4	4	4
Overall rating of the teacher	5	3	3	5	5

Date:

Signature

A. S. Adhao

Satpuda Education Society, Jalgoan (Jamod)'s

ARTS & COMMERCE COLLEGE WARVAT BAKAL

STUDENTS' FEEDBACK ON OVERALL TEACHING AND LEARNING ENVIRONMENT

Name: Shrikrushn Suresh Rajurkar

Class: B.COM II Semester: IV Year: 21-22

Department: Commerce Programme: -

Dear Students,

This form has been designed to seek feedback from you to strengthen the quality of teaching-learning environment, to provide best possible facilities and modern infrastructure. The information provided by you will be kept confidential.

Direction: For each of item please indicate your level of agreement with the following statements by selecting appropriate option as stated in below table.

Scale Description	Strongly Agree	Agree	Neutral	Disagree	Strongly Disagree
Scale Rating	5	4	3	2	1

हा अभिप्राय अध्यापन-शैक्षणिक वातावरणाचा दर्जा मजबूत करण्यासाठी, शक्य तितक्या चांगल्या सुविधा आणि आधुनिक पायाभूत सुविधा उपलब्ध करून देण्यासाठी तुमच्याकडून अभिप्राय मागण्यासाठी तयार करण्यात आला आहे. तुम्ही दिलेली माहिती गोपनीय ठेवली जाईल. दिशा: प्रत्येक विधानासाठी कृपया योग्य पर्याय गुणांसह खूप चांगला = 4, चांगले = 3, समाधानकारक = 2, असमाधानकारक = 1 निवडून खालील विधानांसह आपल्या अभिप्राय नोंदवा.

STUDENTS' FEEDBACK ON OVERALL TEACHING AND LEARNING ENVIRONMENT					
Statement	Strongly Agree	Agree	Neutral	Disagree	Strongly Disagree
The office staff in college is cooperative and helpful		4			
The library staff in college is cooperative and helpful		4			
Online educational resources are available and usable by students		4			
Internet facility provided in the college library is satisfactory	5	5			
The prescribed books / reading materials are available in the library		4			

S.S. RAJURKAR

Satpuda Education Society, Jalgoan (Jamod)'s
ARTS & COMMERCE COLLEGE WARVAT BAKAL
STUDENTS' FEEDBACK ON TEACHERS (ART DEPARTMENT)

Name: Ajay Manohar Azdale
 Class: B.A.I Semester: II Year: 2021-2022

You are hereby instructed to rate each statement in the following questionnaire against each lecturer's name column, by using a 4-point scale rating as shown below in the table. You need not disclose your name if you do not wish to.

याद्वारे तुम्हाला निर्देश देण्यात आले आहेत की खाली लखल्या मध्ये प्रत्येकाप्रमाणे 4-पॉइंट स्केल रेटिंगचा वापर करून कॉलममध्ये नमूद केलेल्या प्रत्येक व्याख्यात्याच्या नावाच्या कॉलममध्ये खालील प्रश्नांवरील प्रत्येक विधानाच्या समोर तुम्हाला मूल्यांकन करायचे आहे. तुमची इच्छा नसेल तर तुमचे नाव उघड करण्याची गरज नाही.

Scale Description	Strongly Agree	Agree	Neutral	Disagree	Strongly Disagree
Scale Rating	5	4	3	2	1

DR. RAJENDRA SHIRKAMPANT KORDE: RSK
 DR. SUBHASH RAMCHANDRA GURJAR: SRG
 ANAND UDESHAN DHUNDALE: AUD

DR. SUBHASH SHANKARRAO PAWAR: SSP
 DR. NISHIGANDHI P. SATAV: NPS

Student Feedback Questionnaire					
Statement	RSK	SRG	AUD	SSP	NPS
The teacher comes on time for the lecture and engage his lecture regularly.	4	5	5	5	5
The teacher prepares well for the classes, complete the syllabus well in time and demonstrates subject command.	5	4	5	4	5
The teachers communicate effectively with the students and provide counseling, if necessary, in our difficult times and motivate us to study further.	4	5	5	4	5
The teacher encourages students for asking question, discussion, and classroom participation	5	4	5	5	5
Your teacher makes topics easy to understand, generate interest and conducts students centric learning activities	5	5	4	5	5
Sincerity and social commitment of our teacher is very good	4	5	5	5	5
The teacher uses ICT tools (LCD projector, multimedia, email etc;	4	5	4	5	5
The teacher is fair and transparent in internal assessment and also provide sufficient time for feedback.	4	5	5	5	4
Teachers provide us information about the syllabus, scheme, our expected ability, course outcomes and outcomes of course programmes.	5	5	4	3	5
Overall rating of the teacher	5	5	4	5	5

Date:

A.M. Azdale
 Signature

Satpuda Education Society, Jalgoan (Jamod)'s
ARTS & COMMERCE COLLEGE WARVAT BAKAL
STUDENTS' FEEDBACK ON TEACHERS (COMPUTER DEPARTMENT)

Name: Manjiv Roshikesh Ganesh

Class: B.Sc-III

Semester: VI

Year: 2021-22

You are hereby instructed to rate each statement in the following questionnaire against each lecturer's name column, by using a 4-point scale rating as shown below in the table. You need not disclose your name if you do not wish to.

Scale Description	Strongly Agree	Agree	Neutral	Disagree	Strongly Disagree
Scale Rating	5	4	3	2	1

याद्वारे तुम्हाला निदेश देण्यात आले आहेत की खाली तळल्या मध्ये दर्शविल्याप्रमाणे 4-पॉइंट स्केल रेटिंगचा वापर करून कोणत्याही नमुद केलेल्या प्रत्येक व्याख्यात्याच्या नावाच्या कॉलममध्ये खालील प्रश्नावलीतील प्रत्येक विधानाच्या समोर तुम्हाला सूच्यमान करावचे आहे. तुमची हक्का नसेल तर तुमचे नाव उघड करण्याची गरज नाही.

MR. DEEPAK K. CHACHE - DBC

Student Feedback Questionnaire	
Statement	DBC
The teacher comes on time for the lecture and engage his lecture regularly.	5
The teacher prepares well for the classes and demonstrates subject command.	4
The teachers communicate effectively with the students and provide counseling, if necessary, in our difficult times and motivate us to study further.	5
The teacher encourages students for asking question, discussion, and classroom participation	5
Your teacher makes topics easy to understand, generate interest and conducts students centric learning activities	5
Sincerity and social commitment of our teacher is very good	4
The teacher uses ICT tools (LCD projector, multimedia, email etc;	4
The teacher is fair and transparent in internal assessment and also provide sufficient time for feedback.	4
Teachers provide us information about the syllabus, scheme, our expected ability, course outcomes and outcomes of course programmes.	5
Overall rating of the teacher	5

Date: 4.5.2022

Roshikesh M
Signature

20

Satpuda Education Society, Jalgoan (Jamod)'s
ARTS & COMMERCE COLLEGE WARVAT BAKAL
STUDENTS' FEEDBACK ON TEACHERS (COMMERCE DEPARTMENT)

Name: Vaishnavi Bhagavanti Khond.
 Class: B.com II Semester: IV Year: 24-25

You are hereby instructed to rate each statement in the following questionnaire against each lecturer's name column, by using a 4-point scale rating as shown below in the table. You need not disclose your name if you do not wish to.

याद्वारे तुम्हाला निर्देश देण्यात आले आहेत की खाली तक्त्या मध्ये द्याविल्याप्रमाणे 4-पॉइंट स्केल रेटिंगचा वापर करून कॉलममध्ये नमूद केलेल्या प्रत्येक व्याख्यात्याच्या नावाच्या कॉलममध्ये खालील प्रभावशीलतेत प्रत्येक विधानाच्या समोर तुम्हाला मूल्यांकन करायचे आहे. तुमची इच्छा नसेल तर तुमचे नाव उघड करण्याची गरज नाही.

Scale Description	Strongly Agree	Agree	Neutral	Disagree	Strongly Disagree
Scale Rating	5	4	3	2	1

DR. SATISH W RANE: SWR
 SURESH R BHATALAK: SRB
 ANAND UDEBHAN DHUNDALE: AUD

DR. SANJAY JAGDEORAO TALE: SJT
 NAGESHI W INGLE : NWT

Student Feedback Questionnaire				
Statement	SWR	SJT	SRB	NWT
The teacher comes on time for the lecture and engage his lecture regularly.	5	4	4	5
The teacher prepares well for the classes, complete the syllabus well in time and demonstrates subject command.	4	5	4	5
The teachers communicate effectively with the students and provide counseling, if necessary, in our difficult times and motivate us to study further.	5	4	5	4
The teacher encourages students for asking question, discussion, and classroom participation	4	4	4	4
Your teacher makes topics easy to understand, generate interest and conducts students centric learning activities	5	4	5	5
Sincerity and social commitment of our teacher is very good	5	5	5	5
The teacher uses ICT tools (LCD projector, multimedia, email etc;	3	4	4	4
The teacher is fair and transparent in internal assessment and also provide sufficient time for feedback.	4	4	5	5
Teachers provide us information about the syllabus, scheme, our expected ability, course outcomes and outcomes of course programmes.	5	4	4	4
Overall rating of the teacher	4	4	4	4

[Signature]

Satpuda Education Society, Jalgoan (Jamod)'s
ARTS & COMMERCE COLLEGE WARVAT BAKAL
STUDENTS' FEEDBACK ON TEACHERS (COMPUTER DEPARTMENT)

Name: Agarkar Payal Santosh

Class: B.Sc-III Semester: VI Year: 2021-22

You are hereby instructed to rate each statement in the following questionnaire against each lecturer's name column, by using a 4-point scale rating as shown below in the table. You need not disclose your name if you do not wish to.

Scale Description	Strongly Agree	Agree	Neutral	Disagree	Strongly Disagree
Scale Rating	5	4	3	2	1

याद्वारे तुम्हाला निर्देश देण्यात आले आहेत की खाली तखत्या मध्ये दर्शविल्याप्रमाणे 4-पॉइंट स्केल रेटिंगचा वापर करून कॉलेजमध्ये नमूद केलेल्या प्रत्येक व्याख्यात्याच्या नावाच्या कॉलममध्ये खालील प्रभावलीतील प्रत्येक विधानाच्या समोर तुम्हाला मूल्यांकन करायचे आहे. तुमची इच्छा नसेल तर तुमचे नाव उघड करण्याची गरज नाही.

MR. DEEPAK B CHAUBE: DBC

Student Feedback Questionnaire	
Statement	DBC
The teacher comes on time for the lecture and engage his lecture regularly.	5
The teacher prepares well for the classes and demonstrates subject command.	4
The teachers communicate effectively with the students and provide counseling, if necessary, in our difficult times and motivate us to study further.	5
The teacher encourages students for asking question, discussion, and classroom participation	5
Your teacher makes topics easy to understand, generate interest and conducts students centric learning activities	5
Sincerity and social commitment of our teacher is very good	4
The teacher uses ICT tools (LCD projector, multimedia, email etc;	4
The teacher is fair and transparent in internal assessment and also provide sufficient time for feedback.	4
Teachers provide us information about the syllabus, scheme, our expected ability, course outcomes and outcomes of course programmes.	5
Overall rating of the teacher	4

Date: 5.5.2022

payal agarkar
Signature

Satpuda Education Society, Jalgoan (Jamod)'s
ARTS & COMMERCE COLLEGE WARVAT BAKAL
STUDENTS' FEEDBACK ON TEACHERS (PHYSICS DEPARTMENT)

Name: Dhunda Rohan Pralhad

Class: B.Sc-III Semester: VI Year: 2021-22

You are hereby instructed to rate each statement in the following questionnaire against each lecturer's name column, by using a 4-point scale rating as shown below in the table. You need not disclose your name if you do not wish to.

Scale Description	Strongly Agree	Agree	Neutral	Disagree	Strongly Disagree
Scale Rating	5	4	3	2	1

याद्वारे तुम्हाला निर्देश देण्यात आले आहेत की खाली तखत्या मध्ये दर्शविल्याप्रमाणे 4-पॉइंट स्केल रेटिंगचा वापर करून कॉलममध्ये नमूद केलेल्या प्रत्येक व्याख्यात्याच्या नावाच्या कॉलममध्ये खालील प्रभाववृत्तीत प्रत्येक विधानाच्या समोर तुम्हाला मूल्यांकन करायचे आहे. तुमची इच्छा नसेल तर तुमचे नाव उघड करण्याची गरज नाही.

MR. VISHAL R WANKHADE : VRW

Student Feedback Questionnaire	
Statement	VRW
The teacher comes on time for the lecture and engage his lecture regularly.	4
The teacher prepares well for the classes, complete the syllabus well in time and demonstrates subject command.	4
The teachers communicate effectively with the students and provide counseling, if necessary, in our difficult times and motivate us to study further.	5
The teacher encourages students for asking question, discussion, and classroom participation	6
Your teacher makes topics easy to understand, generate interest and conducts students centric learning activities	5
Sincerity and social commitment of our teacher is very good	4
The teacher uses ICT tools (LCD projector, multimedia, email etc;	5
The teacher is fair and transparent in internal assessment and also provide sufficient time for feedback.	4
Teachers provide us information about the syllabus, scheme, our expected ability, course outcomes and outcomes of course programmes.	5
Overall rating of the teacher	4

Date: 4.5.2022

Rohan Dhunda
Signature

3

Satpuda Education Society, Jalgaon (Amod)'s
ARTS & COMMERCE COLLEGE WARVAT BAKAL
STUDENTS' FEEDBACK ON TEACHERS (CHEMISTRY DEPARTMENT)

Name: Sakshi Babbar Gade

Class: B.Sc-I Semester: II Year: 2021-22

You are hereby instructed to rate each statement in the following questionnaire against each lecturer's name column, by using a 4-point scale rating as shown below in the table. You need not disclose your name if you do not wish to.

Scale Description	Strongly Agree	Agree	Neutral	Disagree	Strongly Disagree
Scale Rating	5	4	3	2	1

याद्वारे तुम्हाला निर्देश देण्यात आले आहेत की खाली तक्त्या मध्ये दर्शविल्याप्रमाणे 4-पॉइंट स्केल खेडिंगचा वापर करून कॉलममध्ये नमूद केलेल्या प्रत्येक व्याख्यात्याच्या नावाच्या कॉलममध्ये खालील प्रश्नावलीतील प्रत्येक विधानाच्या समोर तुम्हाला मूल्यांकन करायचे आहे. तुमची इच्छा नसेल तर तुमचे नाव उघड करण्याची गरज नाही.

DR. NITYANAND D. DHAKE: NDD
 MR. KIRAN P. SABLE: KPS

DR. VIJAYANAND D. INGALE: VDI
 MR. NILESH S. SHEKLE: NSS

Student Feedback Questionnaire				
Statement	NDD	VDI	KPS	NSS
The teacher comes on time for the lecture and engage his lecture regularly.	5	5	4	4
The teacher prepares well for the classes, complete the syllabus well in time and demonstrates subject command.	4	4	5	4
The teachers communicate effectively with the students and provide counseling, if necessary, in our difficult times and motivate us to study further.	4	5	5	4
The teacher encourages students for asking question, discussion, and classroom participation	4	4	5	5
Your teacher makes topics easy to understand, generate interest and conducts students centric learning activities	4	4	4	5
Sincerity and social commitment of our teacher is very good	4	5	5	4
The teacher uses ICT tools (LCD projector, multimedia, email etc;	5	4	5	5
The teacher is fair and transparent in internal assessment and also provide sufficient time for feedback.	4	4	5	5
Teachers provide us information about the syllabus, scheme, our expected ability, course outcomes and outcomes of course programmes.	5	5	5	5
Overall rating of the teacher	5	5	4	3

Date: 5.5.2022

Sakshi Gade
 Signature

Satpuda Education Society, Jalgaon (Jambodi)'s

ARTS & COMMERCE COLLEGE WARVAT BAKAL

STUDENTS' FEEDBACK ON OVERALL TEACHING AND LEARNING ENVIRONMENT

Name: Ahiket Sunesh Adhao

Class: BA (I) Semester: II Year: 2021 - 2022

Department: AET Programme: _____

Dear Students,

This form has been designed to seek feedback from you to strengthen the quality of teaching- learning environment, to provide best possible facilities and modern infrastructure. The information provided by you will be kept confidential.

Direction: For each of item please indicate your level of agreement with the following statements by selecting appropriate option as stated in below table.

Scale Description	Strongly Agree	Agree	Neutral	Disagree	Strongly Disagree
Scale Rating	5	4	3	2	1

हा अभिप्राय अध्यापन-शैक्षणिक वातावरणाचा दर्जा मजबूत करण्यासाठी, शक्य तितक्या चांगल्या सुविधा आणि आधुनिक पायाभूत सुविधा उपलब्ध करून देण्यासाठी तुमच्याकडून अभिप्राय मागण्यासाठी तयार करण्यात आला आहे. तुम्ही दिलेली माहिती गोपनीय ठेवली जाईल. टिप्पणी: प्रत्येक विधानासाठी कृपया योग्य पर्याय गुणांसह खूब चांगला - 4, चांगला - 3, समाधानकारक -2, असमाधानकारक -1 निवडून खालील विधानांसह आपल्या अभिप्राय नोंदवा.

STUDENTS' FEEDBACK ON OVERALL TEACHING AND LEARNING ENVIRONMENT					
Statement	Strongly Agree	Agree	Neutral	Disagree	Strongly Disagree
The office staff in college is cooperative and helpful	5				
The library staff in college is cooperative and helpful	5				
Online educational resources are available and usable by students	5				
Internet facility provided in the college library is satisfactory	5				
The prescribed books / reading materials are available in the library	5				

A. S. Adhao

Satpuda Education Society, Jalgoan (Jamod)'s
ARTS & COMMERCE COLLEGE WARVAT BAKAL
STUDENTS' FEEDBACK ON TEACHERS (CHEMISTRY DEPARTMENT)

Name: Tushar Gopel patil

Class: B.Sc-II Semester: III Year: 2021-22

You are hereby instructed to rate each statement in the following questionnaire against each lecturer's name column, by using a 4-point scale rating as shown below in the table. You need not disclose your name if you do not wish to.

Scale Description	Strongly Agree	Agree	Neutral	Disagree	Strongly Disagree
Scale Rating	5	4	3	2	1

याद्वारे तुम्हाला निर्देश देण्यात आले आहेत की खाली तखत्या मध्ये दर्शविल्याप्रमाणे 4-पॉइंट स्केल रेटिंगचा वापर करून कॉलममध्ये नमूद केलेल्या प्रत्येक व्याख्यात्याच्या नावाच्या कॉलममध्ये खालील प्रभावलीतील प्रत्येक विधानाच्या समोर तुम्हाला मूल्यांकन करायचे आहे. तुमची इच्छा नसेल तर तुमचे नाव उघड करण्याची गरज नाही.

DR. NITYANAND D. DHAKE: NDD
MR. KIRAN P. SABLE: KPS

DR. VIJAYANAND D. INGALE: VDI
MR. NILESH S. SHELKE: NSS

Student Feedback Questionnaire				
Statement	NDD	VDI	KPS	NSS
The teacher comes on time for the lecture and engage his lecture regularly.	2	4	5	4
The teacher prepares well for the classes, complete the syllabus well in time and demonstrates subject command.	2	2	4	4
The teachers communicate effectively with the students and provide counseling, if necessary, in our difficult times and motivate us to study further.	2	2	4	3
The teacher encourages students for asking question, discussion, and classroom participation	3	4	4	5
Your teacher makes topics easy to understand, generate interest and conducts students centric learning activities	3	4	5	4
Sincerity and social commitment of our teacher is very good	5	4	5	5
The teacher uses ICT tools (LCD projector, multimedia, email etc;	5	4	3	4
The teacher is fair and transparent in internal assessment and also provide sufficient time for feedback.	3	4	3	4
Teachers provide us information about the syllabus, scheme, our expected ability, course outcomes and outcomes of course programmes.	3	3	4	5
Overall rating of the teacher	3	3	3	5

Tushar Patil

Chart No.1: Overall Teaching and Learning Environmental Feedback Responses from Students

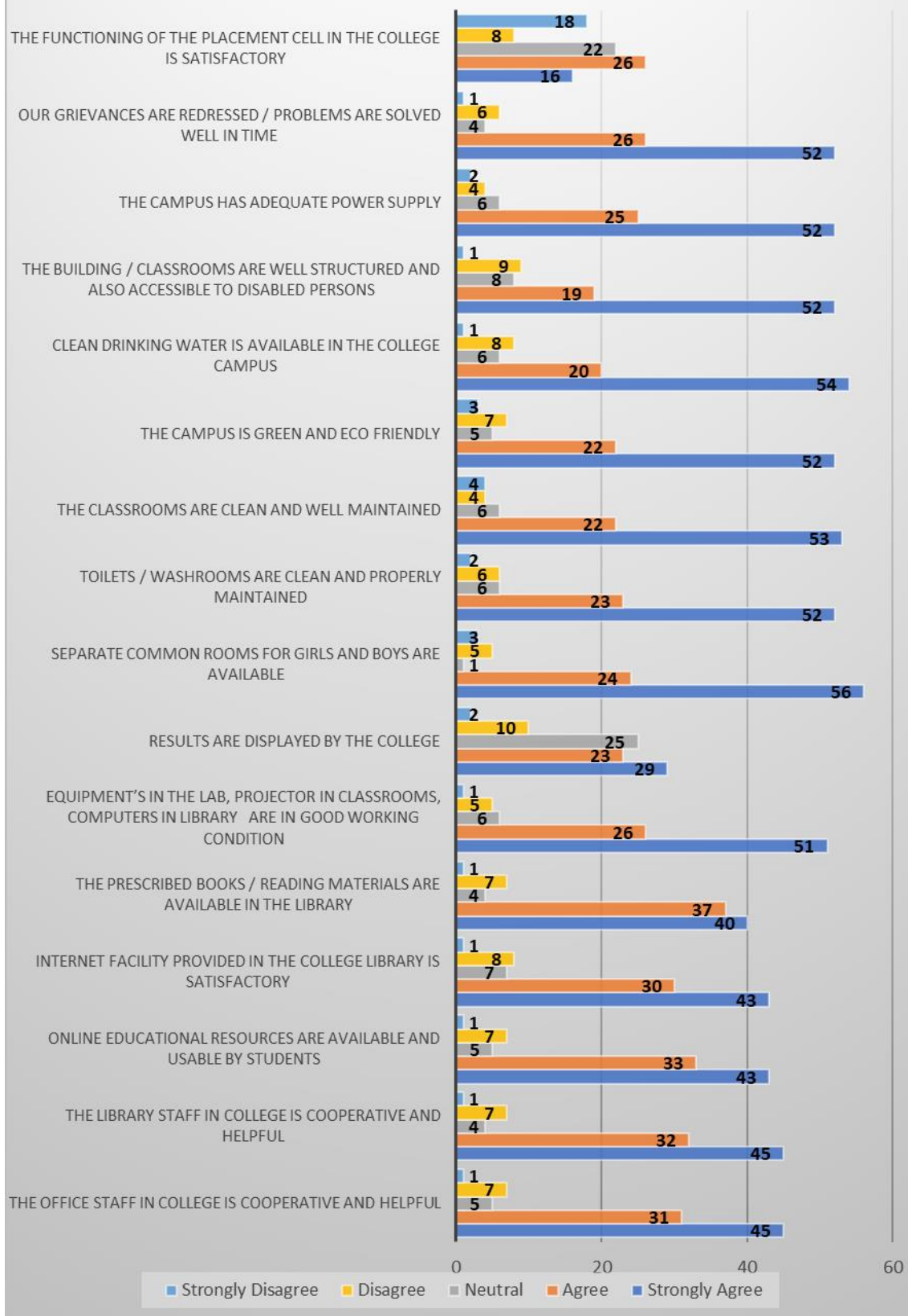


Chart No.2: Mean Score of Overall Teaching and Learning Environmental Feedback Responses from Students

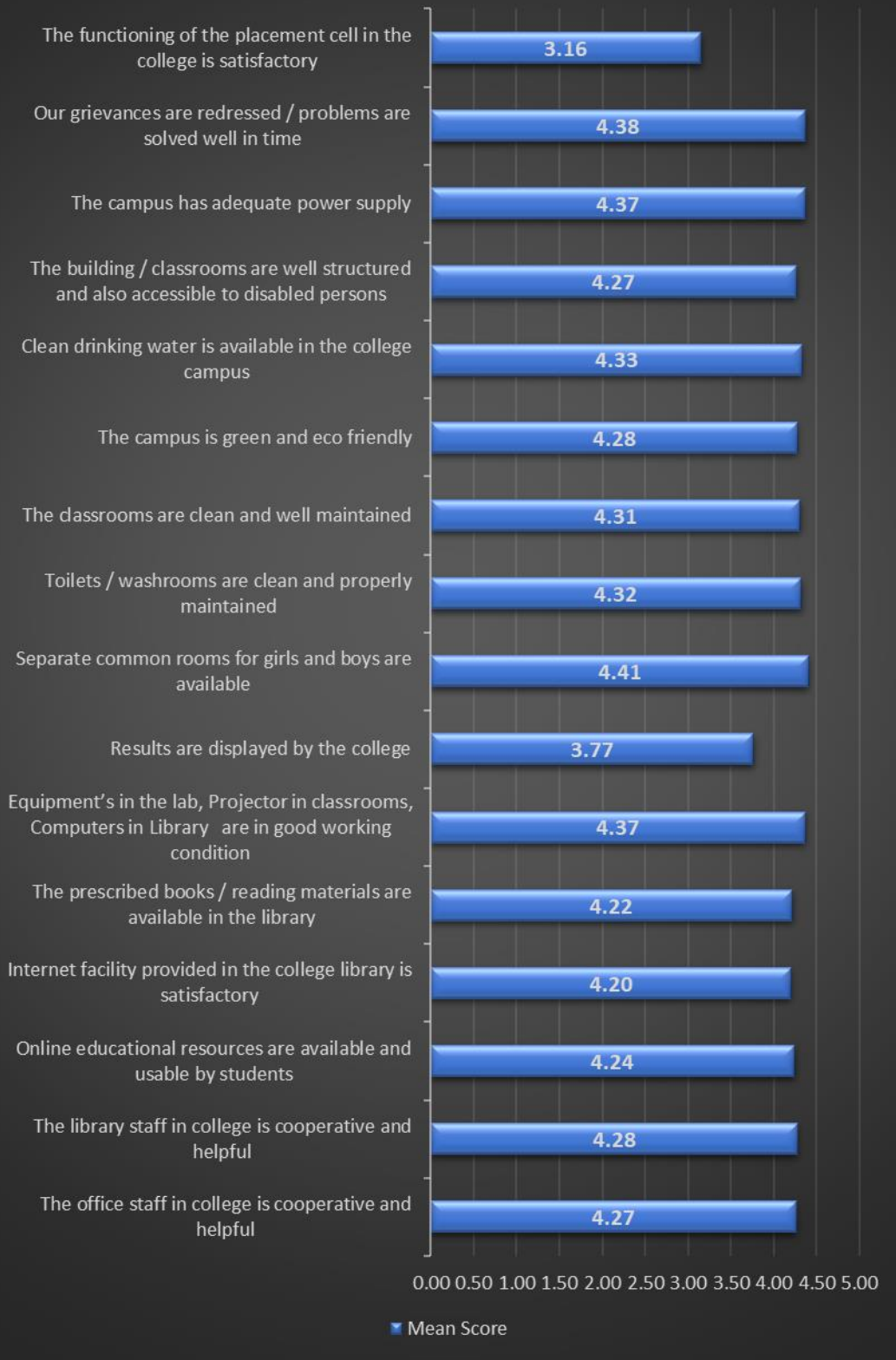


Table No.1: Mean score of Arts and Commerce College student’s responses towards the statements about the teaching-learning environment.

SFF.No.	M.S.	SFF.No.	M.S.	SFF.No.	M.S.
1	4.81	31	1.94	61	4.00
2	4.00	32	5.00	62	4.00
3	4.00	33	5.00	63	4.75
4	4.56	34	2.06	64	4.75
5	4.75	35	3.81	65	4.81
6	4.69	36	4.94	66	1.94
7	4.81	37	1.94	67	2.75
8	3.25	38	4.25	68	1.94
9	4.88	39	4.50	69	4.81
10	4.06	40	4.88	70	4.69
11	4.00	41	4.81	71	4.88
12	1.00	42	4.50	72	4.88
13	4.69	43	4.50	73	4.69
14	4.81	44	4.00	74	4.75
15	4.81	45	4.69	75	4.75
16	4.00	46	4.94	76	4.63
17	2.81	47	4.94	77	4.63
18	3.44	48	4.00	78	4.00
19	3.94	49	3.94	79	4.75
20	4.06	50	4.00	80	4.63
21	2.19	51	4.50	81	4.75
22	4.31	52	4.44	82	4.88
23	3.94	53	3.19	83	4.19
24	4.81	54	4.88	84	4.44
25	4.88	55	4.75	85	4.63
26	3.88	56	4.88	86	4.56
27	2.00	57	3.88	87	4.00
28	3.44	58	3.88	88	4.81
29	4.75	59	4.81	89	4.81
30	4.88	60	4.63	90	4.88
Overall Mean Score of all Students Feedback Form =					4.20

Chart No.3: Mean Score of students feedback responses towards the statements about Art's faculty teachers teaching

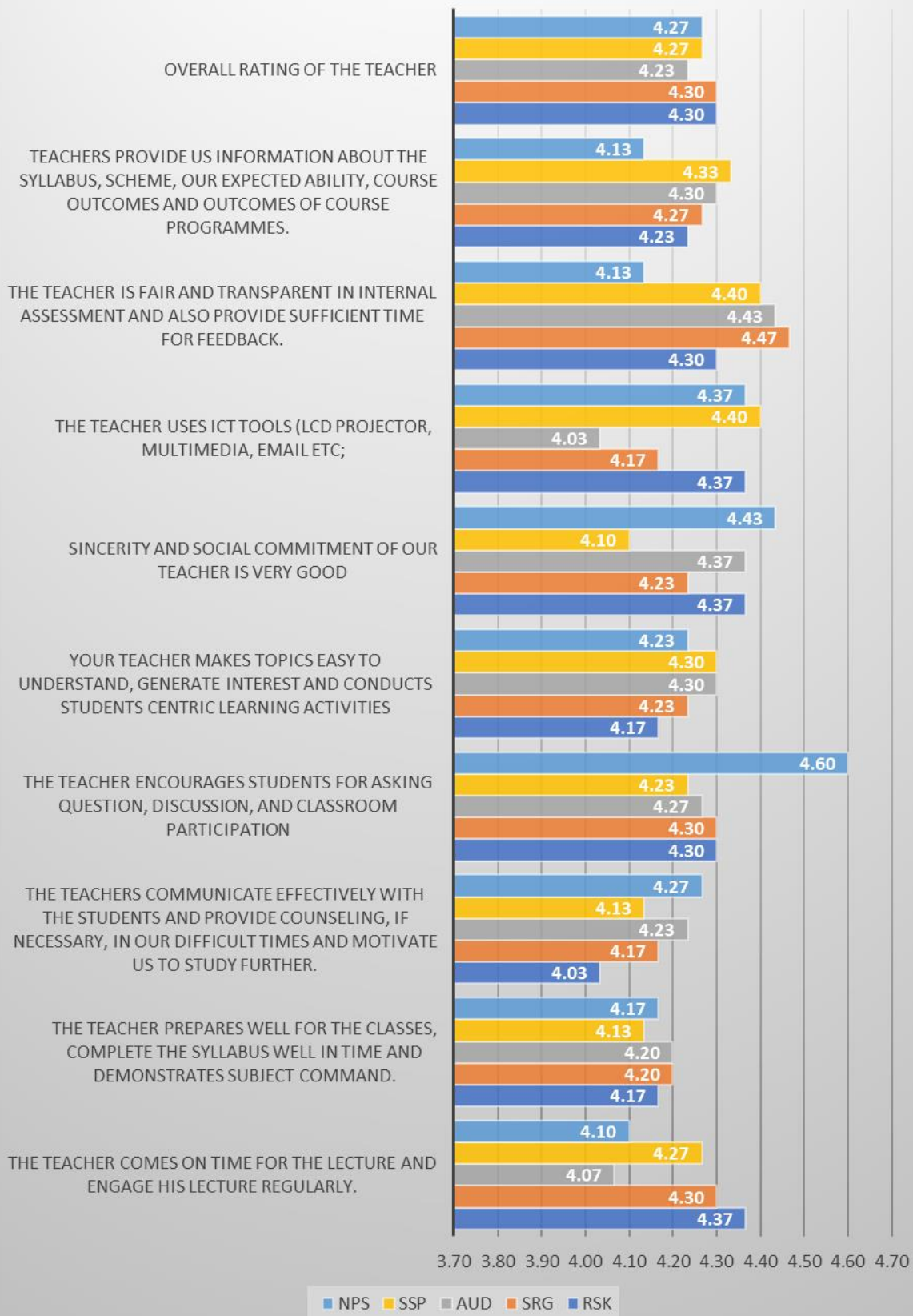
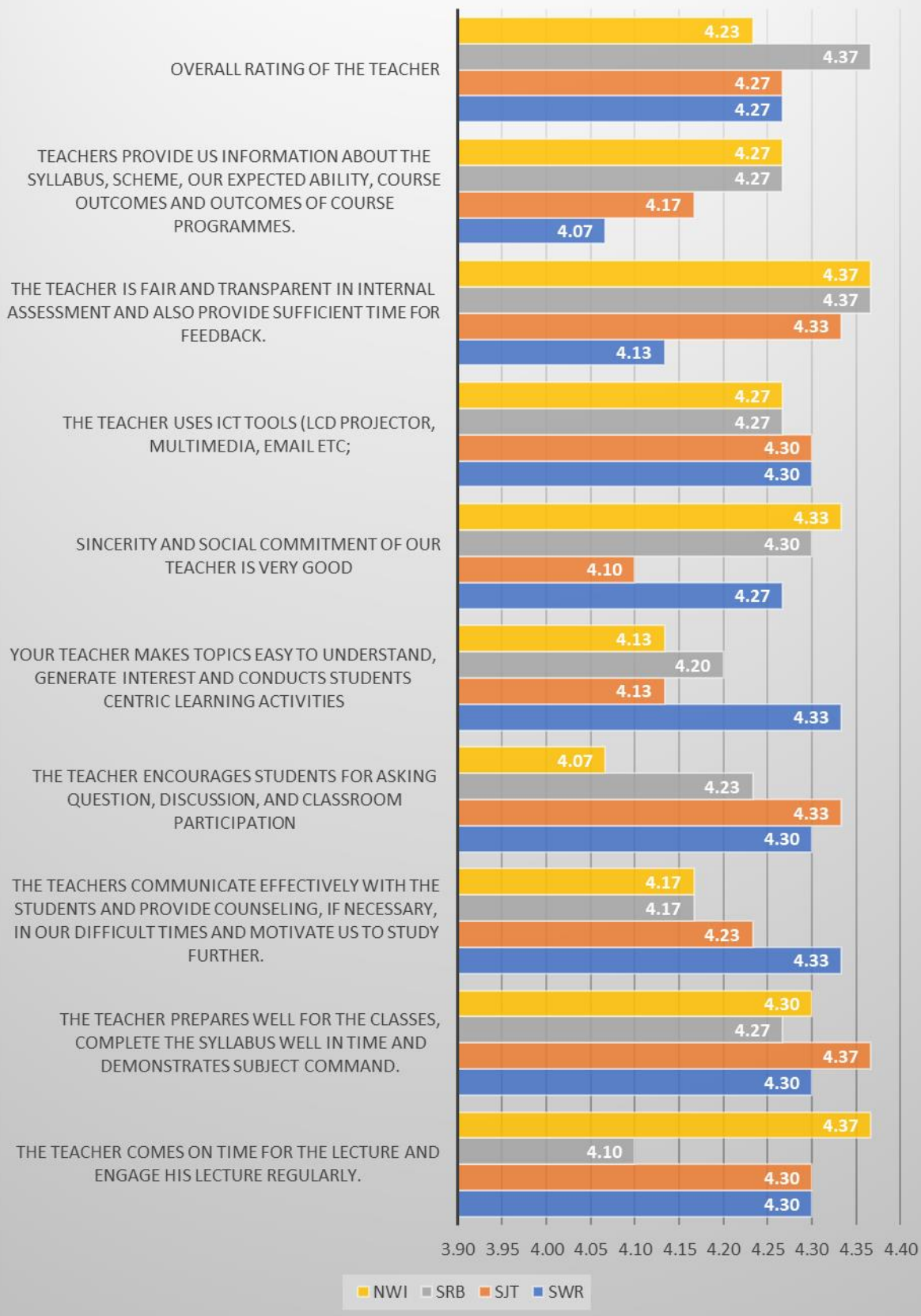


Table No.2: Mean score of student's responses towards the parameters about the Art Department teachers teaching in college

Student Feedback Questionnaire						
Statement	Average Mean	RSK	SRG	AUD	SSP	NPS
The teacher comes on time for the lecture and engage his lecture regularly.	4.22	4.37	4.30	4.07	4.27	4.10
The teacher prepares well for the classes, complete the syllabus well in time and demonstrates subject command.	4.17	4.17	4.20	4.20	4.13	4.17
The teachers communicate effectively with the students and provide counselling, if necessary, in our difficult times and motivate us to study further.	4.17	4.03	4.17	4.23	4.13	4.27
The teacher encourages students for asking question, discussion, and classroom participation	4.34	4.30	4.30	4.27	4.23	4.60
Your teacher makes topics easy to understand, generate interest and conducts students centric learning activities	4.25	4.17	4.23	4.30	4.30	4.23
Sincerity and social commitment of our teacher is very good	4.30	4.37	4.23	4.37	4.10	4.43
The teacher uses ICT tools (LCD projector, multimedia, email etc;	4.27	4.37	4.17	4.03	4.40	4.37
The teacher is fair and transparent in internal assessment and also provide sufficient time for feedback.	4.35	4.30	4.47	4.43	4.40	4.13
Teachers provide us information about the syllabus, scheme, our expected ability, course outcomes and outcomes of course programmes.	4.25	4.23	4.27	4.30	4.33	4.13
Overall rating of the teacher	4.27	4.30	4.30	4.23	4.27	4.27

Sr. No.	Name of Teachers	Short Form	Overall Mean Score
1	DR. RAJENDRA SHRIRAMPANT KORDE	RSK	4.26
2	DR. SUBHASH RAMCHANDRA GURJAR	SRG	4.26
3	ANAND UDEBHAN DHUNDALE	AUD	4.24
4	DR. SUBHASH SHANKARRAO PAWAR	SSP	4.26
5	NISHIGANDH PRABHAKAR SATAV	NPS	4.27

Chart No.4: Mean Score of the students feedback towards the statement about Commerce faculty teachers teaching



Commerce Student Feedback Questionnaire					
Statement	Average Mean	SWR	SJT	SRB	NWI
The teacher comes on time for the lecture and engage his lecture regularly.	4.27	4.30	4.30	4.10	4.37
The teacher prepares well for the classes, complete the syllabus well in time and demonstrates subject command.	4.31	4.30	4.37	4.27	4.30

Table No.3: Mean score of commerce student's responses towards the parameters about the Commerce Department teachers teaching in college.

The teachers communicate effectively with the students and provide counselling, if necessary, in our difficult times and motivate us to study further.	4.23	4.33	4.23	4.17	4.17
The teacher encourages students for asking question, discussion, and classroom participation	4.23	4.30	4.33	4.23	4.07
Your teacher makes topics easy to understand, generate interest and conducts students centric learning activities	4.20	4.33	4.13	4.20	4.13
Sincerity and social commitment of our teacher is very good	4.25	4.27	4.10	4.30	4.33
The teacher uses ICT tools (LCD projector, multimedia, email etc;	4.28	4.30	4.30	4.27	4.27
The teacher is fair and transparent in internal assessment and also provide sufficient time for feedback.	4.30	4.13	4.33	4.37	4.37
Teachers provide us information about the syllabus, scheme, our expected ability, course outcomes and outcomes of course programmes.	4.19	4.07	4.17	4.27	4.27
Overall rating of the teacher	4.28	4.27	4.27	4.37	4.23

Sr. No.	Name of Teachers	Short Form	Overall Mean Score
1	DR. SATISH WASUDEO RANE	SWR	4.26
2	DR. SANJAY JAGDEORAO TALE	SJT	4.25
3	SUFRESH RAMESH BHALTADAK	SRB	4.25
4	NAGESH WASUDEO INGLE	NWI	4.25

CHART NO.5: MEAN SCORE OF THE STUDENTS FEEDBACK TOWARDS THE STATEMENTS ABOUT THE TEACHERS TEACHING IN CHEMISTRY DEPARTMENT

- The teacher comes on time for the lecture and engage his lecture regularly.
- The teacher prepares well for the classes, complete the syllabus well in time and demonstrates subject command.
- The teachers communicate effectively with the students and provide counseling, if necessary, in our difficult times and motivate us to study further.
- The teacher encourages students for asking question, discussion, and classroom participation
- Your teacher makes topics easy to understand, generate interest and conducts students centric learning activities
- Sincerity and social commitment of our teacher is very good
- The teacher uses ICT tools (LCD projector, multimedia, email etc;
- The teacher is fair and transparent in internal assessment and also provide sufficient time for feedback.
- Teachers provide us information about the syllabus, scheme, our expected ability, course outcomes and outcomes of course programmes.
- Overall rating of the teacher

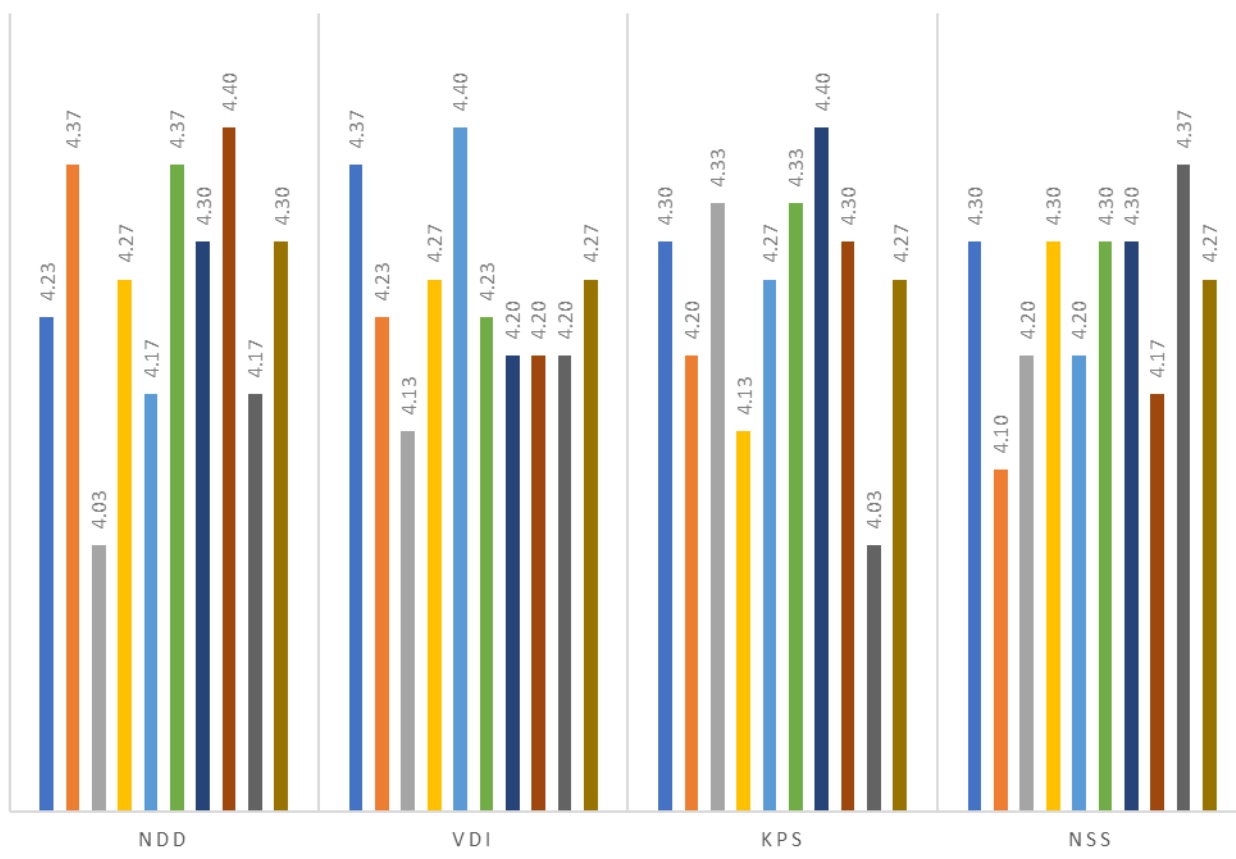


Table No.4: Mean score of student's responses towards the parameters about Chemistry Department teachers teaching in college.

Chemistry Department Student Feedback Questionnaire					
Statement	Average Mean	NDD	VDI	KPS	NSS
The teacher comes on time for the lecture and engage his lecture regularly.	4.30	4.23	4.37	4.30	4.30
The teacher prepares well for the classes, complete the syllabus well in time and demonstrates subject command.	4.23	4.37	4.23	4.20	4.10
The teachers communicate effectively with the students and provide counselling, if necessary, in our difficult times and motivate us to study further.	4.18	4.03	4.13	4.33	4.20
The teacher encourages students for asking question, discussion, and classroom participation	4.24	4.27	4.27	4.13	4.30
Your teacher makes topics easy to understand, generate interest and conducts students centric learning activities	4.26	4.17	4.40	4.27	4.20
Sincerity and social commitment of our teacher is very good	4.31	4.37	4.23	4.33	4.30
The teacher uses ICT tools (LCD projector, multimedia, email etc;	4.30	4.30	4.20	4.40	4.30
The teacher is fair and transparent in internal assessment and also provide sufficient time for feedback.	4.27	4.40	4.20	4.30	4.17
Teachers provide us information about the syllabus, scheme, our expected ability, course outcomes and outcomes of course programmes.	4.19	4.17	4.20	4.03	4.37
Overall rating of the teacher	4.28	4.30	4.27	4.27	4.27

Sr. No.	Name of Teachers	Short Form	Overall Mean Score
1	NITYANAND DEVIDAS DHAKE	NDD	4.26
2	DR. VIJAYANAND DNYANDEO INGALE	VDI	4.25
3	KIRAN PRAKASH SABALE	KPS	4.26
4	NILESH SHRIDHAR SHELKE	NSS	4.25

Chart No.6: Mean score of the students feedback responses towards the statement about teachers teaching in Zoology Department

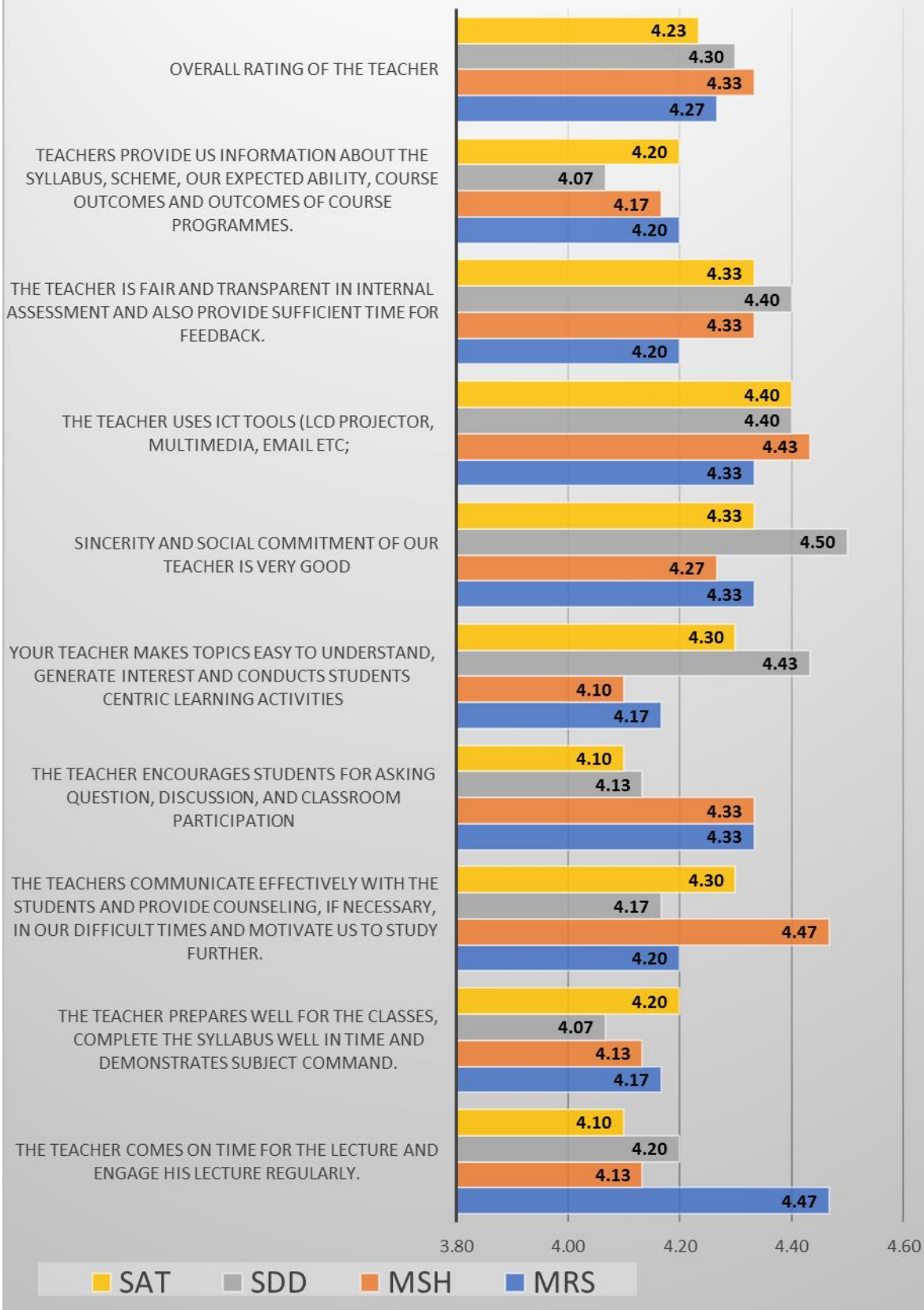


Table No.5: Mean score of student's responses towards the parameters about Zoology Department teachers teaching in college.

Zoology Department Student Feedback Questionnaire					
Statement	Average Mean	MRS	MSH	SDD	SAT
The teacher comes on time for the lecture and engage his lecture regularly.	4.23	4.47	4.13	4.20	4.10
The teacher prepares well for the classes, complete the syllabus well in time and demonstrates subject command.	4.14	4.17	4.13	4.07	4.20
The teachers communicate effectively with the students and provide counselling, if necessary, in our difficult times and motivate us to study further.	4.28	4.20	4.47	4.17	4.30
The teacher encourages students for asking question, discussion, and classroom participation	4.23	4.33	4.33	4.13	4.10
Your teacher makes topics easy to understand, generate interest and conducts students centric learning activities	4.25	4.17	4.10	4.43	4.30
Sincerity and social commitment of our teacher is very good	4.36	4.33	4.27	4.50	4.33
The teacher uses ICT tools (LCD projector, multimedia, email etc;	4.39	4.33	4.43	4.40	4.40
The teacher is fair and transparent in internal assessment and also provide sufficient time for feedback.	4.32	4.20	4.33	4.40	4.33
Teachers provide us information about the syllabus, scheme, our expected ability, course outcomes and outcomes of course programmes.	4.16	4.20	4.17	4.07	4.20
Overall rating of the teacher	4.28	4.27	4.33	4.30	4.23

Sr. No.	Name of Teachers	Short Form	Overall Mean Score
1	DR. MEGHA RANJIT SOLANKE	MRS	4.27
2	DR. MADHURI SUDHAKAR HINGANKAR	MSH	4.27
3	SUSHIL DESHMUKH	SDD	4.27
4	SONALI ANIL TAYADE	SAT	4.25

CHART NO.7: MAEN SCORE OF THE STUDENTS FEEDBACK RESPONSES TOWARDS THE STATEMENT ABOUT THE TEACHERS TEACHING IN BOTANY DEPARTMENT

- The teacher comes on time for the lecture and engage his lecture regularly.
- The teacher prepares well for the classes, complete the syllabus well in time and demonstrates subject command.
- The teachers communicate effectively with the students and provide counseling, if necessary, in our difficult times and motivate us to study further.
- The teacher encourages students for asking question, discussion, and classroom participation
- Your teacher makes topics easy to understand, generate interest and conducts students centric learning activities
- Sincerity and social commitment of our teacher is very good
- The teacher uses ICT tools (LCD projector, multimedia, email etc;
- The teacher is fair and transparent in internal assessment and also provide sufficient time for feedback.
- Teachers provide us information about the syllabus, scheme, our expected ability, course outcomes and outcomes of course programmes.
- Overall rating of the teacher

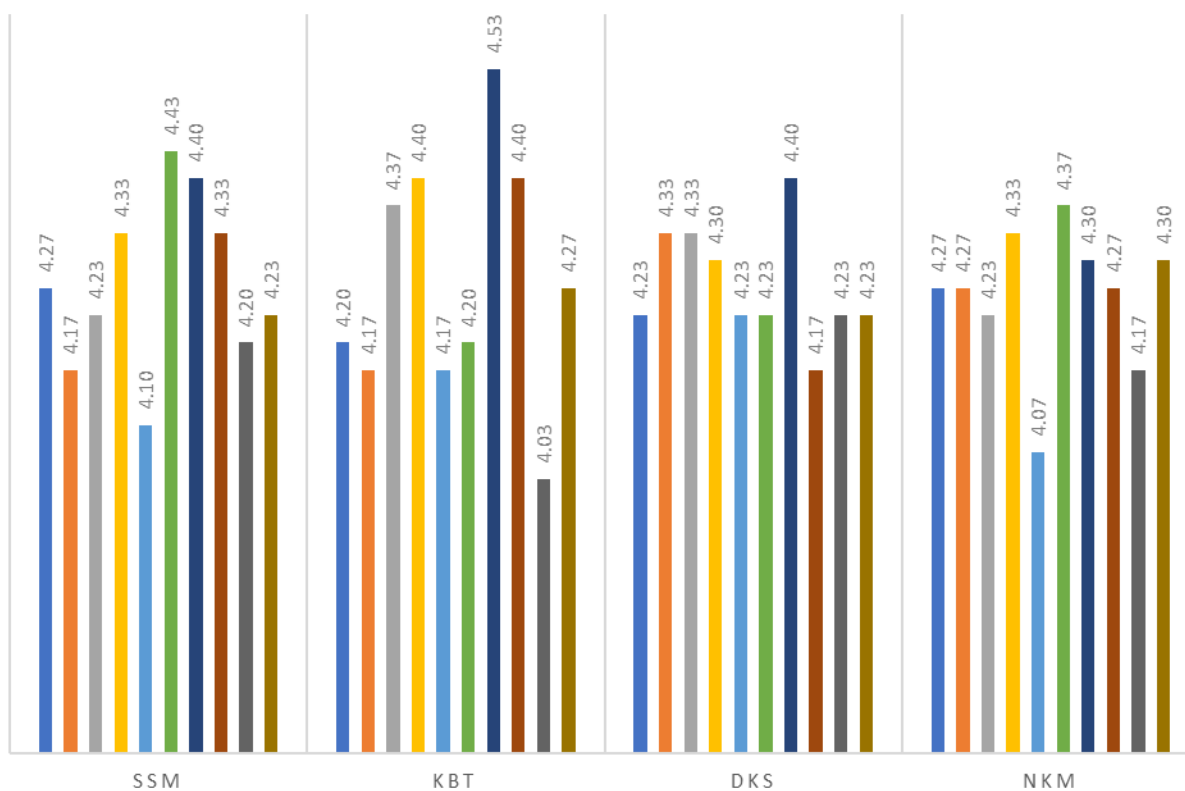
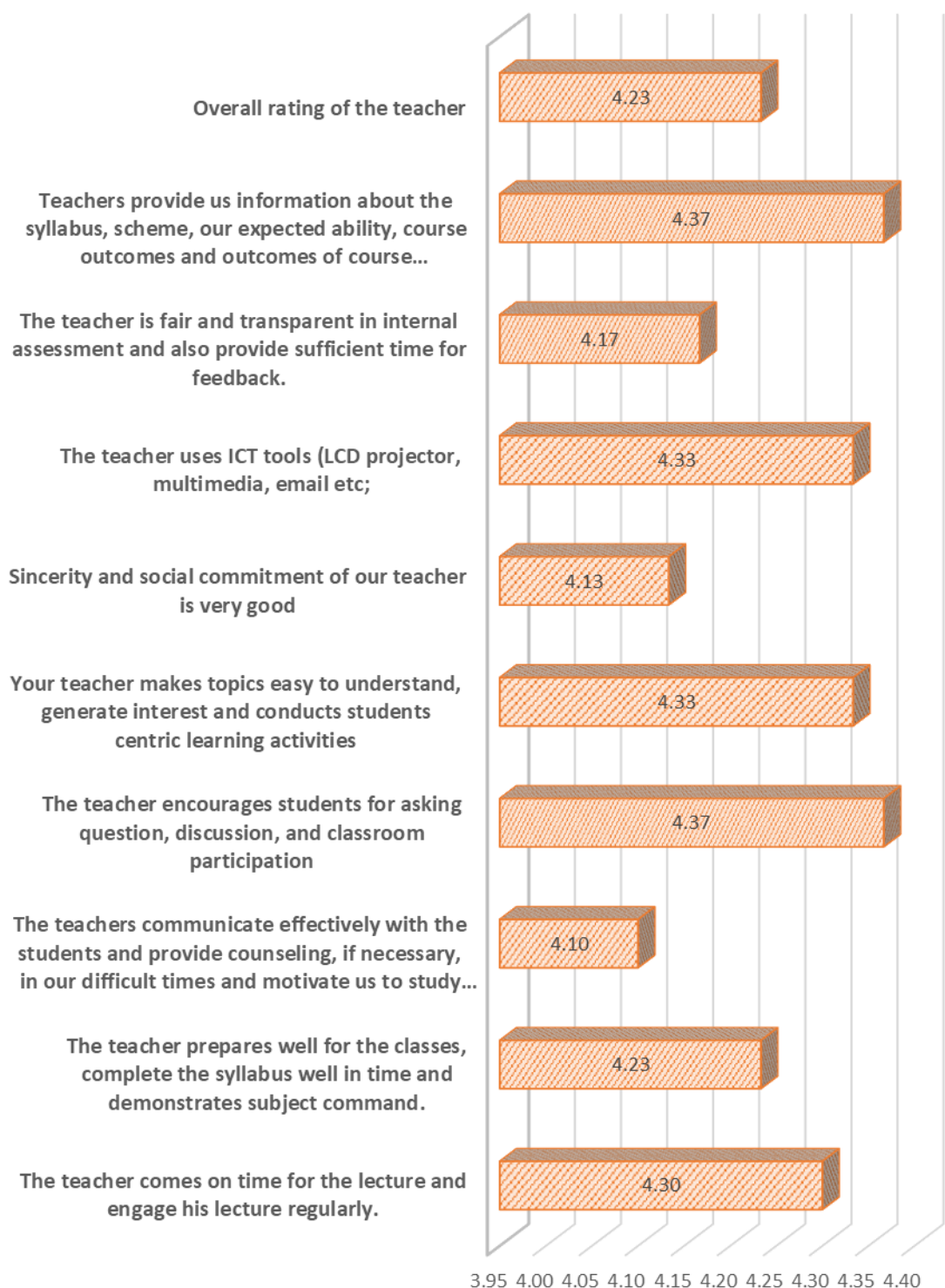


Table No.6: Mean score of student's responses towards the parameters about Botany Department teachers teaching in college

Botany Department Student Feedback Questionnaire					
Statement	Average Mean	SSM	KBT	DKS	NKM
The teacher comes on time for the lecture and engage his lecture regularly.	4.24	4.27	4.20	4.23	4.27
The teacher prepares well for the classes, complete the syllabus well in time and demonstrates subject command.	4.23	4.17	4.17	4.33	4.27
The teachers communicate effectively with the students and provide counselling, if necessary, in our difficult times and motivate us to study further.	4.29	4.23	4.37	4.33	4.23
The teacher encourages students for asking question, discussion, and classroom participation	4.34	4.33	4.40	4.30	4.33
Your teacher makes topics easy to understand, generate interest and conducts students centric learning activities	4.14	4.10	4.17	4.23	4.07
Sincerity and social commitment of our teacher is very good	4.31	4.43	4.20	4.23	4.37
The teacher uses ICT tools (LCD projector, multimedia, email etc;	4.41	4.40	4.53	4.40	4.30
The teacher is fair and transparent in internal assessment and also provide sufficient time for feedback.	4.29	4.33	4.40	4.17	4.27
Teachers provide us information about the syllabus, scheme, our expected ability, course outcomes and outcomes of course programmes.	4.16	4.20	4.03	4.23	4.17
Overall rating of the teacher	4.26	4.23	4.27	4.23	4.30

Sr. No.	Name of Teachers	Short Form	Overall Mean Score
1	SANTOSH SHRIKRUSHNA MHASAL	SSM	4.27
2	DR. KISHOR BHASKAR THENG	KBT	4.27
3	DR. NANDKISHOR KESHAVRAO MORE	NKM	4.26
4	DR. DNYANESHWAR KRISHNA SHERKAR	DKS	4.27

CHART NO.8: MEAN SCORE OF THE STUDENTS FEEDBACK RESPONSES TOWARDS THE STATEMENT ABOUT TEACHER TEACHING IN PHYSICS DEPARTMENT



**Table No.7: Mean score of student's responses towards the parameters about
Physics Department teacher teaching in college**

Physics Department Student Feedback Questionnaire	
Statement	VRW
The teacher comes on time for the lecture and engage his lecture regularly.	4.30
The teacher prepares well for the classes, complete the syllabus well in time and demonstrates subject command.	4.23
The teachers communicate effectively with the students and provide counselling, if necessary, in our difficult times and motivate us to study further.	4.10
The teacher encourages students for asking question, discussion, and classroom participation	4.37
Your teacher makes topics easy to understand, generate interest and conducts students centric learning activities	4.33
Sincerity and social commitment of our teacher is very good	4.13
The teacher uses ICT tools (LCD projector, multimedia, email etc;	4.33
The teacher is fair and transparent in internal assessment and also provide sufficient time for feedback.	4.17
Teachers provide us information about the syllabus, scheme, our expected ability, course outcomes and outcomes of course programmes.	4.37
Overall rating of the teacher	4.23

Sr.No.	Name of Teachers	Short Form	Overall Mean Score
1	VISHAL R. WANKHADE	VRW	4.26

Chart No.9: Mean score of the students feedback responses towards the statement about the teacher teaching in computer department

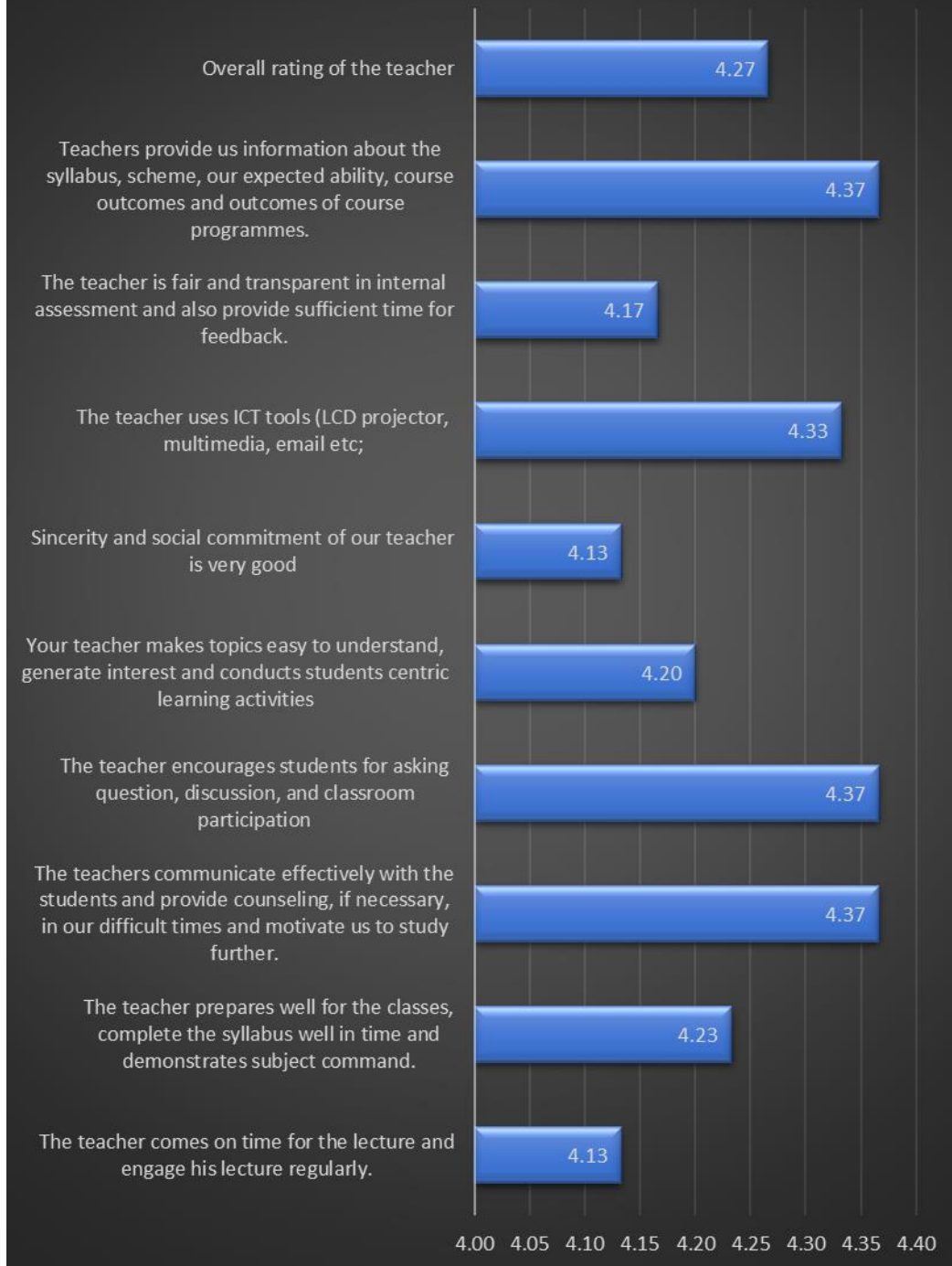


Table No.8: Mean score of student’s responses towards the parameters about Computer Department teacher teaching in college

Computer Department Student Feedback Questionnaire	
Statement	DBC
The teacher comes on time for the lecture and engage his lecture regularly.	4.13
The teacher prepares well for the classes, complete the syllabus well in time and demonstrates subject command.	4.23
The teachers communicate effectively with the students and provide counselling, if necessary, in our difficult times and motivate us to study further.	4.37
The teacher encourages students for asking question, discussion, and classroom participation	4.37
Your teacher makes topics easy to understand, generate interest and conducts students centric learning activities	4.20
Sincerity and social commitment of our teacher is very good	4.13
The teacher uses ICT tools (LCD projector, multimedia, email etc;	4.33
The teacher is fair and transparent in internal assessment and also provide sufficient time for feedback.	4.17
Teachers provide us information about the syllabus, scheme, our expected ability, course outcomes and outcomes of course programmes.	4.37
Overall rating of the teacher	4.27

Sr.No.	Name of Teachers	Short Form	Overall Mean Score
1	DEEPAK B. CHAUBE	DBC	4.26

Analysis of the Students Feedback Survey:

The students were asked to indicate their feedback, perception on five-point Likert scale of the degree of strongly agreeing, agreeing, neutral, disagreeing, and strongly disagreeing where 5 point was given to strongly agreeing, 4 to agreeing, 3 to neutral, 2 to disagreeing, and 1 to strongly disagreeing. After that, the recorded perceptions on the different statements were processed to obtain the students feedback analysis report. For validation purposes, statements following into specific range as stated in the below table as an example was fixed as the cut-off point; meaning that a student's feedback would be considered as strongly agreeing when the mean score falls between the range 4.30 to 5.00 as mentioned in below table.

Statement Example	Category		Range
	Scaling	Rating	
The office staff in college is cooperative and helpful	Strongly Agree	5	4.30 to 5.00
The office staff in college is cooperative and helpful	Agree	4	3.50 to 4.20
The office staff in college is cooperative and helpful	Neutral	3	2.70 to 3.40
The office staff in college is cooperative and helpful	Disagree	2	1.90 to 2.60
The office staff in college is cooperative and helpful	Strongly Disagree	1	1.00 to 1.80

Conclusions:

Chart No.: 1 and 2 and Table No.: 1 demonstrates that the mean scores of the Arts and Commerce College Warwat Bakal, students stating their responses about the 16 statements based on five-point Likert scale about teaching and learning environment provided by the institutions between degree of strongly agreeing and strongly disagreeing. The mean scores of the responses between the degree of strongly agreeing and strongly disagreeing held by all students for all statements ranged from 3.16, 3.77, 4.22, 4.37, to 4.41 and so on, with an average mean score of 4.20 for all 16 statements. The statement, 'Separate common rooms for girls and boys are available', had scored a highest average mean of 4.41, another statement, 'Equipment's in the lab, projector in classrooms, computers and books in library are in good working condition', had scored average meaning of 4.37 which means that respondents are strongly agreeing with this statement, whereas the statement, 'The functioning of the placement cell in the college is satisfactory' had scored lowest average mean of 3.16 where the respondents preferred to remain neutral on this statement. If we considered the respondents responses average mean of 4.20 for all 16 statements, then we can state that the respondents are satisfied with teaching and learning environment provided by the institutions to them.

Chart No.3 and Table No.2 demonstrates the responses of Arts students' feedback collected on the

basis of rating that they had given to the parameters that are mentioned in the above table no. 1, on five points Likert scale. The mean score of student's responses towards the parameters about the teaching of teachers in college states that the teacher encourages students for asking question, discussion, and classroom participation with an average mean of 4.34, teachers are fair and transparent in internal assessment with an average of 4.35, with an average means of 4.30 respondents stated that teachers are sincerity and are socially committed towards their profession, teachers makes topics easy to understand, generate interest and conducts students centric learning activities with an average mean of 4.25, teachers are communicating effectively with the students with an average mean of 4.17, whereas with an average mean of 4.25 respondents states that teachers provide us information about the syllabus, scheme, our expected ability, course outcomes and outcomes of course programmes.

Chart No.: 4 and Table No.: 3 demonstrates the responses of Commerce students' feedback collected on the basis of rating that they had given to the parameters that are mentioned in the above table no. 3, on five points Likert scale. The mean score of student's responses towards the parameters about the teaching of teachers in college states that the teachers are well prepared for their classes, complete their syllabus well in time and had a subject command with an average mean of 4.31, the teacher encourages students for asking question, discussion, and classroom participation with an average mean of 4.23, teachers are fair and transparent in internal assessment with an average of 4.30, with an average of 4.20 teachers are making topics so easy that they are easily understandable by students, teachers are communicating effectively with the students with an average mean of 4.23, whereas with an average mean of 4.28 states that teacher uses ICT tools (LCD projector, multimedia, email etc;) for creating interest and effective teaching in the subject while teaching.

Chart No.: 5 and Table No.: 4 demonstrates the responses of Chemistry students' feedback collected on the basis of rating that they had given to the parameters that are mentioned in the above table no. 4, on five points Likert scale. The mean score of student's responses towards the parameters about the teaching of teachers in college states that the teacher are coming on time for the lecture and engage their lecture regularly with an average mean of 4.30, teachers are sincere and socially committed towards their profession with an average mean for 4.31, teachers encourages students for asking question, discussion, and classroom participation with an average mean of 4.24, teachers are fair and transparent in internal assessment with an average of 4.19, with an average of 4.27, teacher uses ICT tools (LCD projector, multimedia, email etc;) for effective teaching with an average mean of 4.30, teachers are making topics so easy that they are easily understandable by students generate interest and conducts students centric learning activities with an average mean of 4.26, teachers are communicating effectively with the students with an average mean of 4.18, whereas with an average mean of 4.23 states that teachers are coming well prepared for their classes, complete the syllabus well in time and have a subject command with an average mean of 4.23.

Chart No.: 6 and Table No.: 5 demonstrates the responses of Zoology students' feedback collected on the basis of rating that they had given to the parameters that are mentioned in the above table no. 2, on five points Likert scale. The mean score of student's responses towards the parameters about the teaching of teachers in college states that the teacher encourages students for asking question, discussion, and classroom participation with an average mean of 4.23, teachers are fair and transparent in internal assessment and provide sufficient time for feedback with an average of 4.32, with an average of 4.25 teachers are making topics easy to understand, generate interest and conducts students centric learning activities, teacher uses ICT tools (LCD projector, multimedia, email etc;) for effective teaching with an average mean of 4.39, teachers are communicating effectively with the students with an average mean of 4.28, whereas with an average mean of 4.23 states that the teachers are encouraging students for asking question, discussion, and classroom participation.

Chart No.: 7 and Table No.: 6 demonstrates the responses of Botany students' feedback collected on the basis of rating that they had given to the parameters that are mentioned in the above table no. 2, on five points Likert scale. The mean score of student's responses towards the parameters about the teaching of teachers in college states that the teachers are coming on time for the lecture and engaging their lecture regularly with an average mean of 4.24, teachers communicate effectively with the

students and provide counselling, if necessary, in our difficult times and motivate them to study further with an average mean of 4.29. teacher encourages students for asking question, discussion, and classroom participation with an average mean of 4.34, teachers are fair and transparent in internal assessment with an average of 4.29, with an average of 4.16 teachers are making topics so easy that they are easily understandable by students, teachers are communicating effectively with the students with an average mean of 4.14, whereas with an average mean of 4.41 states that teachers are utilizing ICT tools (LCD projector, multimedia, email etc;) for effective teaching.

Chart No.: 8, and Table No.:7 demonstrates that the mean scores of the Physics Department students stating their responses between degree of strongly agreeing and strongly disagreeing about the 10 statements belonging to five-point Likert scale. The mean score of student's responses towards the parameters about the teaching of teachers in college states that the teacher is coming on time for the lecture and engaged his lecture regularly with an average mean of 4.30, teachers communicate effectively with the students and provide counselling, if necessary, in our difficult times and motivate us to study further with an average mean of 4.10, teacher encourages students for asking question, discussion, and classroom participation with an average mean of 4.37, teacher is fair and transparent in internal assessment with an average of 4.17, with an average of 4.33 teacher is making topics so easy that they are easily understandable by students, teacher is communicating effectively with the students with an average mean of 4.10, whereas with an average mean of 4.33 states that teacher is utilizing ICT tools (LCD projector, multimedia, email etc;) for effective teaching.

Chart No.: 9, and Table No.:8 demonstrates that the mean scores of the Computer Department students stating their responses between degree of strongly agreeing and strongly disagreeing about the 10 statements belonging to five-point Likert scale. The mean score of student's responses towards the parameters about the teaching of teachers in college states that the teacher is coming on time for the lecture and engaged his lecture regularly with an average mean of 4.13, teachers communicate effectively with the students and provide counselling, if necessary, in our difficult times and motivate us to study further with an average mean of 4.37, teacher encourages students for asking question, discussion, and classroom participation with an average mean of 4.37, teacher is fair and transparent in internal assessment with an average of 4.17, with an average of 4.20 teacher is making topics so easy that they are easily understandable by students, teacher is communicating effectively with the students with an average mean of 4.37, whereas with an average mean of 4.33 states that teacher is utilizing ICT tools (LCD projector, multimedia, email etc;) for effective teaching.

Action Taken:

The analysis of feedback report was forwarded to the principal and was also discussed in the meeting held by IQAC coordinator for taking collectively correct action to minimize the dissatisfaction of students where the minimum mean score is less than 4.00 and to improve the score against the statement, 'The functioning of the placement cell in the college is satisfactory' the library department will be asked to continue the facility of N-List for accessing e-resources.



Principal
Arts & Commerce College,
Warvat Bakal Dist. Buldana