

SATPUDA EDUCATION SOCIETY, JALGAON (JAMOD)'S

## **ARTS & COMMERCE COLLEGE, WARWAT BAKAL**



2<sup>nd</sup> Cycle of Assessment & Accreditation by NAAC

### **CRITERION I CURRICULAR ASPECTS**

<b>1.4</b>	<b>Feedback System</b>
<b>1.4.1.</b>	<b>1.4.1 Institution obtains feedback on the academic performance and ambience of the institution from various stakeholders, such as Students, Teachers, Employers, Alumni etc. and action taken report on the feedback is made available on institutional website</b>

## INDEX

Sr. No.	Content	Page No.
1	Self-Declaration	3
2	Feedback 2017-2018	
3	Feedback 2018-2019	
4	Feedback 2019-2020	
5	Feedback 2020-2021	
6	Feedback 2021-2022	

SATPUDA EDUCATION SOCIETY, JALGAON (JAMOD)'S

# ARTS & COMMERCE COLLEGE

Warvat-Bakal Dist- Buldana

Dr. Subhash Pawar  
In Charge Principal

Shri Krushnarao Ingle (Ex MLA)  
President


Phone: 07266-295243

visit us at: [www.acscwb.co.in](http://www.acscwb.co.in)

Email: 327accwb@gmail.com

## SELF-DECLARATION

This is to certify that the information, reports, true copies of the supporting documents, numerical data and weblinks furnished herein are verified by IQAC and the head of institution and are found correct.



**IQAC Co-ordinator**  
**Arts and Commerce College,**  
**Warvat Bakal**



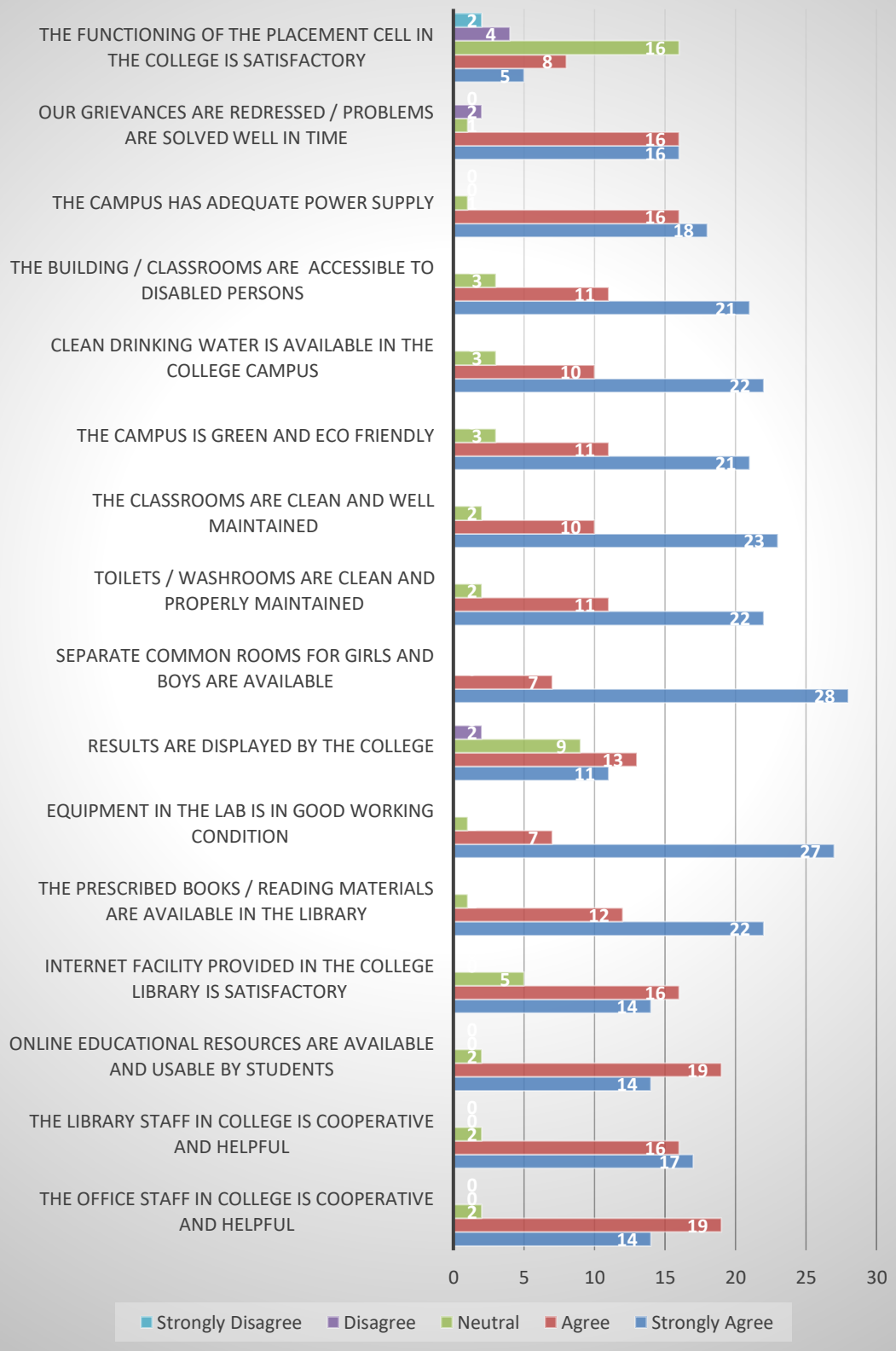
**Principal**  
**Arts & Commerce College,**  
**Warvat Bakal Dist. Buldana**

## **1.4 Feedback System**

### **Feedback Report**

**Session 2017-2018 to 2021-2022**

**Chart No. 1. Overall Teaching and Learning  
Environmental Feedback Responses from Students  
2017-2018**



**Chart No.2. Mean Score of Overall Teaching and Learning Environmental Feedback Responses from Students 2017-2018**



**Table No.1:Mean score of Arts and Commerce College student's responses towards the statements aboutthe teaching-learning environment.**

<b>Sr.No.</b>	<b>Statement</b>	<b>Mean Score</b>
<b>1</b>	<b>The office staff in college is cooperative and helpful</b>	<b>4.34</b>
<b>2</b>	<b>The library staff in college is cooperative and helpful</b>	<b>4.43</b>
<b>3</b>	<b>Online educational resources are available and usable by students</b>	<b>4.34</b>
<b>4</b>	<b>Internet facility provided in the college library is satisfactory</b>	<b>4.26</b>
<b>5</b>	<b>The prescribed books / reading materials are available in the library</b>	<b>4.60</b>
<b>6</b>	<b>Equipment in the lab is in good working condition</b>	<b>4.74</b>
<b>7</b>	<b>Results are displayed by the college</b>	<b>3.94</b>
<b>8</b>	<b>Separate common rooms for girls and boys are available</b>	<b>4.80</b>
<b>9</b>	<b>Toilets / washrooms are clean and properly maintained</b>	<b>4.57</b>
<b>10</b>	<b>The classrooms are clean and well maintained</b>	<b>4.60</b>
<b>11</b>	<b>The campus is green and eco friendly</b>	<b>4.51</b>
<b>12</b>	<b>Clean drinking water is available in the college campus</b>	<b>4.54</b>
<b>13</b>	<b>The building / classrooms are accessible to disabled persons</b>	<b>4.51</b>
<b>14</b>	<b>The campus has adequate power supply</b>	<b>4.49</b>
<b>15</b>	<b>Our grievances are redressed / problems are solved well in time</b>	<b>4.31</b>
<b>16</b>	<b>The functioning of the placement cell in the college is satisfactory</b>	<b>3.29</b>

**Table No.2: Overall Mean score of Arts and Commerce College student's responses towards the statements about the teaching-learning environment.**

<b>SFF.No.</b>	<b>M.S.</b>	<b>SFF.No.</b>	<b>M.S.</b>
<b>1</b>	<b>4.44</b>	<b>31</b>	<b>4.25</b>
<b>2</b>	<b>3.94</b>	<b>32</b>	<b>4.50</b>
<b>3</b>	<b>4.00</b>	<b>33</b>	<b>4.00</b>
<b>4</b>	<b>4.00</b>	<b>34</b>	<b>4.75</b>
<b>5</b>	<b>4.63</b>	<b>35</b>	<b>4.44</b>
<b>6</b>	<b>4.75</b>		
<b>7</b>	<b>4.75</b>		
<b>8</b>	<b>4.88</b>		
<b>9</b>	<b>4.75</b>		
<b>10</b>	<b>4.75</b>		
<b>11</b>	<b>4.81</b>		
<b>12</b>	<b>4.44</b>		
<b>13</b>	<b>4.56</b>		
<b>14</b>	<b>4.00</b>		
<b>15</b>	<b>4.38</b>		
<b>16</b>	<b>4.06</b>		
<b>17</b>	<b>4.31</b>		
<b>18</b>	<b>4.81</b>		
<b>19</b>	<b>4.88</b>		
<b>20</b>	<b>4.75</b>		
<b>21</b>	<b>4.19</b>		
<b>22</b>	<b>4.25</b>		
<b>23</b>	<b>4.38</b>		
<b>24</b>	<b>3.69</b>		
<b>25</b>	<b>4.63</b>		
<b>26</b>	<b>4.56</b>		
<b>27</b>	<b>4.00</b>		
<b>28</b>	<b>3.13</b>		
<b>29</b>	<b>4.25</b>		
<b>30</b>	<b>4.88</b>		
<b>Overall Mean score of Students Feedback</b>			<b>4.39</b>



**Chart No.3: Mean Score of students feedback responses towards the statements about the quality of teaching learning environment and improving the performance of teachers 2017-2018**



<b>Table.No.4. Student Feedback Questionnaire about the quality of teaching, learning environment and performance of teachers</b>		
<b>Sr.No</b>	<b>Statement</b>	<b>Average Mean</b>
<b>1</b>	<b>The entire syllabus is completed</b>	<b>4.23</b>
<b>2</b>	<b>The teachers are punctual and regular in taking lectures and practicals</b>	<b>4.53</b>
<b>3</b>	<b>The teachers come well prepared for the class</b>	<b>4.33</b>
<b>4</b>	<b>The teachers encourage participation and discussion in class</b>	<b>4.30</b>
<b>5</b>	<b>The teachers attitude towards the student is friendly and helpful</b>	<b>4.30</b>
<b>6</b>	<b>Teaching gate PowerPoint presentation web resources etc are used by the teachers while teaching</b>	<b>4.30</b>
<b>7</b>	<b>The teachers are available and accessible in department after lectures timings</b>	<b>4.23</b>
<b>8</b>	<b>Periodical assessments are conducted as per schedule</b>	<b>4.30</b>
<b>9</b>	<b>Attendance record of the student is maintained by the teachers</b>	<b>4.20</b>
<b>10</b>	<b>Regular and timely feedback is given on our performance</b>	<b>4.37</b>
<b>11</b>	<b>The evaluation process is fair and unbiased</b>	<b>4.30</b>
<b>12</b>	<b>The teachers guide the students for overall personality development of the student</b>	<b>4.23</b>
<b>13</b>	<b>The curriculum is designed so as to enhance our employability</b>	<b>4.27</b>
<b>14</b>	<b>The courses studied by me are relevant and the contents are revised at reasonable intervals</b>	<b>4.30</b>
<b>15</b>	<b>The courses studied by me have enhanced my knowledge as well as my skills and my capabilities</b>	<b>4.30</b>

## **Analysis of the Students Feedback Survey on Overall Teaching and Learning Environment:**

This analysis is based solely on the mean scores of the feedback received from student about overall teaching and learning environment, and further context or detailed analysis may be required for a more comprehensive understanding.

- ✓ The mean score of 4.34 indicates that, on average, respondents find the office staff in college to be cooperative and helpful.
- ✓ The library staff in college is cooperative and helpful with an mean score of 4.43
- ✓ With a mean score of 4.43, it suggests that the respondents perceive the library staff in college as cooperative and helpful.
- ✓ Online educational resources are available and usable by students with an mean score of 4.34
- ✓ The mean score of 4.34 indicates that, on average, students find the online educational resources provided by the college to be available and usable.
- ✓ Internet facility provided in the college library is satisfactory with an mean score of 4.26
- ✓ With a mean score of 4.26, it suggests that respondents perceive the internet facility provided in the college library as satisfactory.
- ✓ The prescribed books/reading materials are available in the library - Mean Score: 4.60
- ✓ The mean score of 4.60 indicates that, on average, respondents find the prescribed books and reading materials available in the library.
- ✓ Equipment in the lab is in good working condition with an mean score of 4.74
- ✓ With a mean score of 4.74, it suggests that respondents perceive the equipment in the lab to be in good working condition.
- ✓ Results are displayed by the college with an mean score of 3.94
- ✓ The mean score of 3.94 indicates that, on average, respondents have a relatively lower satisfaction level regarding the display of results by the college.
- ✓ Separate common rooms for girls and boys are available with an mean score of 4.80
- ✓ With a mean score of 4.80, it suggests that respondents perceive the availability of separate common rooms for girls and boys in the college.
- ✓ Toilets/washrooms are clean and properly maintained with an mean score of 4.57
- ✓ The mean score of 4.57 indicates that, on average, respondents find the toilets/washrooms in the college to be clean and properly maintained.

- ✓ The classrooms are clean and well maintained - Mean Score: 4.60
- ✓ With a mean score of 4.60, it suggests that respondents perceive the classrooms in the college to be clean and well maintained.
- ✓ The campus is green and eco-friendly with an mean score of 4.51
- ✓ The mean score of 4.51 indicates that, on average, respondents perceive the college campus to be green and eco-friendly.
- ✓ Clean drinking water is available on the college campus with an mean score of 4.54
- ✓ With a mean score of 4.54, it suggests that respondents perceive the availability of clean drinking water on the college campus.
- ✓ The building/classrooms are accessible to disabled persons with an mean score of 4.51
- ✓ The mean score of 4.51 indicates that, on average, respondents perceive the buildings/classrooms in the college to be accessible to disabled persons.
- ✓ The campus has adequate power supply with an mean score of 4.49
- ✓ With a mean score of 4.49, it suggests that respondents perceive the college campus to have an adequate power supply.
- ✓ Our grievances are redressed/problems are solved well in time with an mean score of 4.31
- ✓ The mean score of 4.31 indicates that, on average, respondents agreed that their grievances are redressed/problems are solved well in time.
- ✓ The functioning of the placement cell in the college is satisfactory with mean score of 3.29 indicates that respondents have a relatively lower satisfaction level regarding this statement

### **Conclusions:**

Chart No.: 1 and 2 and Table No.: 1 and 2 demonstrates that the mean scores of the Arts and Commerce College Warwat Bakal, students stating their responses about the 16 statements based on five-point Likert scale about teaching and learning environment provided by the institutions between degree of strongly agreeing and strongly disagreeing. Majority of the respondents believed that the office staff in college is cooperative and helpful, indicating a high level of satisfaction and also the library staff in college is cooperative and helpful. Similarly, the majority of respondents (33 out of 35) either strongly agree or agree that the library staff is cooperative and helpful, suggesting a positive perception of their behavior. Online educational resources are available and usable by students. Once again, most respondents (33 out of 35) either strongly agree or

agree that online educational resources are available and usable, indicating positive feedback. Internet facility provided in the college library is satisfactory. A large number of respondents (30 out of 35) either strongly agree or agree that the internet facility in the college library is satisfactory, although a small proportion (5 out of 35) remained neutral. The prescribed books/reading materials are available in the library. The majority of respondents (34 out of 35) either strongly agree or agree that the prescribed books/reading materials are available in the library, indicating a high level of satisfaction. Equipment in the lab is in good working condition is believed by a large number of respondents. A significant number of respondents (34 out of 35) either strongly agree or agree that the lab equipment is in good working condition, suggesting a positive perception of the facilities. Results are displayed by the college respondents' opinions are more divided for this statement. While a considerable number (24 out of 35) either strongly agree or agree, a significant proportion (11 out of 35) remained neutral or expressed disagreement. The majority of respondents (35 out of 35) either strongly agree or agree that separate common rooms for girls and boys are available, indicating high satisfaction. Most respondents (35 out of 35) either strongly agree or agree that the toilets/washrooms are clean and properly maintained, reflecting positive feedback. Similar to the previous statement, most respondents (35 out of 35) either strongly agree or agree that the classrooms are clean and well maintained, indicating a positive perception. The majority of respondents (35 out of 35) either strongly agree or agree that the campus is green and eco-friendly, suggesting positive feedback. Most respondents (35 out of 35) either strongly agree or agree that clean drinking water is available on the college campus, indicating high satisfaction. Similar to the previous statements, most respondents (35 out of 35) either strongly agree or agree that the building/classrooms are accessible to disabled persons, reflecting positive feedback. Respondents' opinions are relatively divided for this statement. While a significant number (34 out of 35) either strongly agree or agree, one respondent expressed a neutral opinion. The majority of respondents (32 out of 35) either strongly agree or agree that their grievances are redressed and problems are solved well in time, indicating satisfaction. However, a few respondents (4 out of 35) expressed disagreement or neutral opinions. The functioning of the placement cell in the college is satisfactory' had scored lowest average mean of 3.29 where the respondents preferred to remain neutral on this statement. If we considered the respondents responses average mean of 4.39 for all 16 statements, then we can state that the respondents are satisfied with teaching and learning environment provided by the institutions to them.

## **Analysis of the Students Feedback Survey on Overall Teaching Learning Environment and Teachers Performance:**

Here is a summary analysis of the table no.4 and chart no.3.:

- ✓ The entire syllabus is completed: This statement received an average mean rating of 4.23, indicating that the respondents, on average, agree that the syllabus was covered entirely.
- ✓ The teachers are punctual and regular in taking lectures and practicals: This statement received a relatively high average mean rating of 4.53, suggesting that the respondents generally agreed that the teachers were punctual and regular in conducting classes and practical's.
- ✓ The teachers come well prepared for the class: The average mean rating for this statement is 4.33, indicating that the respondents generally agreed that the teachers were well-prepared for the class.
- ✓ The teachers encourage participation and discussion in class: This statement received an average mean rating of 4.30, suggesting that the respondents felt that the teachers encouraged active participation and discussion in the classroom.
- ✓ The teachers' attitude towards the student is friendly and helpful: With an average mean rating of 4.30, respondents generally agreed that the teachers displayed a friendly and helpful attitude towards the students.
- ✓ Teaching aids like PowerPoint presentations, web resources, etc., are used by the teachers while teaching: This statement also received an average mean rating of 4.30, indicating that the respondents agreed that the teachers utilized teaching aids effectively during their lectures.
- ✓ The teachers are available and accessible in the department after lecture timings: This statement received an average mean rating of 4.23, suggesting that the respondents felt that the teachers were available and accessible for further assistance after the lecture timings.
- ✓ Periodical assessments are conducted as per schedule: The average mean rating for this statement is 4.30, indicating that the respondents generally agreed that the periodic assessments were conducted as scheduled.
- ✓ Attendance records of the students are maintained by the teachers: This statement received an average mean rating of 4.20, suggesting that the respondents agreed that the teachers maintained accurate attendance records.

- ✓ Regular and timely feedback is given on our performance: With an average mean rating of 4.37, respondents generally agreed that they received regular and timely feedback on their performance.
- ✓ The evaluation process is fair and unbiased: This statement received an average mean rating of 4.30, indicating that the respondents generally agreed that the evaluation process was fair and unbiased.
- ✓ The teachers guide the students for overall personality development: The average mean rating for this statement is 4.23, suggesting that the respondents agreed that the teachers provided guidance for overall personality development.
- ✓ The curriculum is designed to enhance employability: This statement received an average mean rating of 4.27, indicating that the respondents agreed that the curriculum was designed to enhance their employability.
- ✓ The courses studied by me are relevant, and the contents are revised at reasonable intervals: With an average mean rating of 4.30, respondents generally agreed that the courses studied were relevant and that the contents were revised periodically.
- ✓ The courses studied enhanced knowledge, skills, and capabilities: This statement also received an average mean rating of 4.30, indicating that the respondents felt that the courses they studied improved their knowledge, skills, and capabilities.

### **Conclusion:**

There is slightly lower rating for maintaining attendance records (4.20) compared to other statements and some statements, such as teachers' availability after lecture timings and guidance for personality development, received a slightly lower average mean rating (4.23). Overall, the respondents' ratings suggest a positive perception of various aspects of their educational experience, including the completion of the syllabus, punctuality of teachers, teacher preparedness, encouragement of participation, friendly attitude, use of teaching aids, availability of teachers, assessments, feedback, evaluation fairness, guidance for personality development, curriculum design, and the impact

### **Action Taken:**

The analysis of feedback report was forwarded to the principal and was also discussed in the meeting held by IQAC coordinator for taking collectively correct action to minimize the dissatisfaction of students where the minimum mean score is less than 4.25 and to improve the score against the statement, 'The functioning of the placement cell in the college is satisfactory' the library department will be asked to implement the facility for accessing e-resources.

Satpuda Education Society, Jalgaon (Jamod)'s  
**ARTS & COMMERCE COLLEGE WARVAT (BAKAL)**

**STUDENTS' FEEDBACK**

Name of the student: Ku. Punam Rameshwar Kaulkar

Session: 2017-2018

Programme: B.A. III

Class: B.A. III

Semester/Term/Year: 2017-2018

Dear Students,

This form has been designed to seek feedback from you to strengthen the quality of teaching-learning environment, to provide best possible facilities and modern infrastructure. The information provided by you will be kept confidential.

**Directions:**

For each item please indicate your level of agreement with the following statements by selecting appropriate option.

1. The office staff in the college is cooperative and helpful:

a) Strongly Agree ✓ b) Agree c) Not sure d) Disagree e) strongly disagree

2. The library staff is cooperative and helpful:

a) Strongly Agree ✓ b) Agree c) Not sure d) Disagree ✓ e) strongly disagree

3. Online educational resources are available and accessible in the library:

a) Strongly Agree b) Agree c) Not sure d) Disagree ✓ e) strongly disagree

4. Internet facility provided in the Library is satisfactory:

a) Strongly Agree b) Agree ✓ c) Not sure d) Disagree e) strongly disagree

5. The prescribed books / reading materials are available in the library:

a) Strongly Agree ✓ b) Agree c) Not sure d) Disagree e) strongly disagree

6. Equipment in the lab(s) is in good working condition:

a) Strongly Agree b) Agree c) Not sure d) Disagree e) strongly disagree

7. Results are displayed by the college:

a) Strongly Agree ✓ b) Agree c) Not sure d) Disagree e) strongly disagree



8. Separate common rooms for girls and boys are available:

- a)  Strongly Agree    b)  Agree    c)  Not sure    d)  Disagree    e)  strongly disagree

9. Toilets / washrooms are clean and properly maintained:

- a)  Strongly Agree    b)  Agree    c)  Not sure    d)  Disagree    e)  strongly disagree

10. The classrooms are clean and well maintained:

- a)  Strongly Agree    b)  Agree    c)  Not sure    d)  Disagree    e)  strongly disagree

11. The campus is green and eco-friendly:

- a)  Strongly Agree    b)  Agree    c)  Not sure    d)  Disagree    e)  strongly disagree

12. Clean drinking water is available in the college campus:

- a)  Strongly Agree    b)  Agree    c)  Not sure    d)  Disagree    e)  strongly disagree

13. The buildings / classrooms are accessible to disabled persons:

- a)  Strongly Agree    b)  Agree    c)  Not sure    d)  Disagree    e)  strongly disagree

14. The campus has adequate power supply:

- a)  Strongly Agree    b)  Agree    c)  Not sure    d)  Disagree    e)  strongly disagree

15. Our grievances are redressed / problems are solved well in times

- a)  Strongly Agree    b)  Agree    c)  Not sure    d)  Disagree    e)  strongly disagree

16. The functioning of the placement cell in the college is satisfactory:

- a)  Strongly Agree    b)  Agree    c)  Not sure    d)  Disagree    e)  strongly disagree

Suggestions if any -

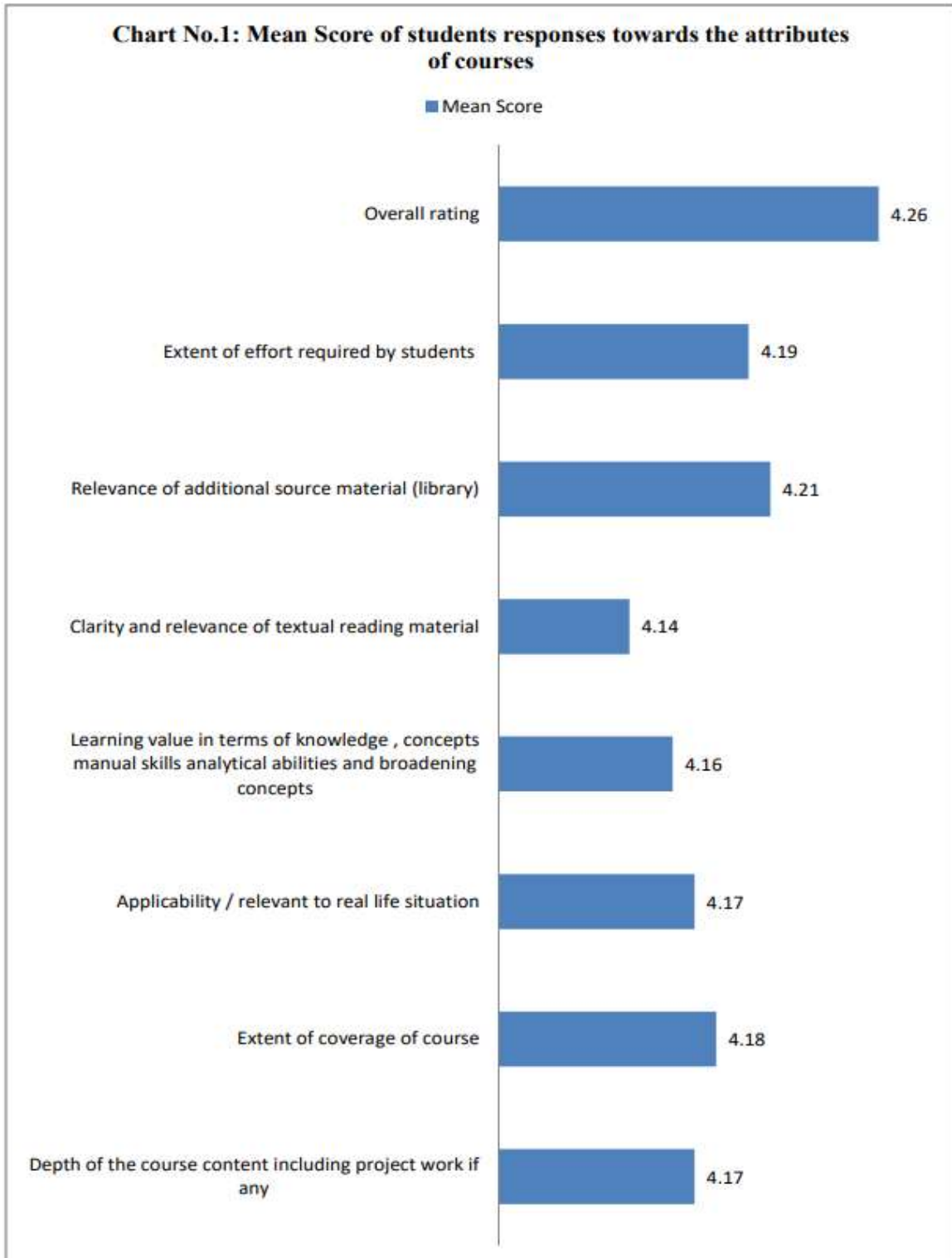
.....  
.....  
.....

Signature of Student

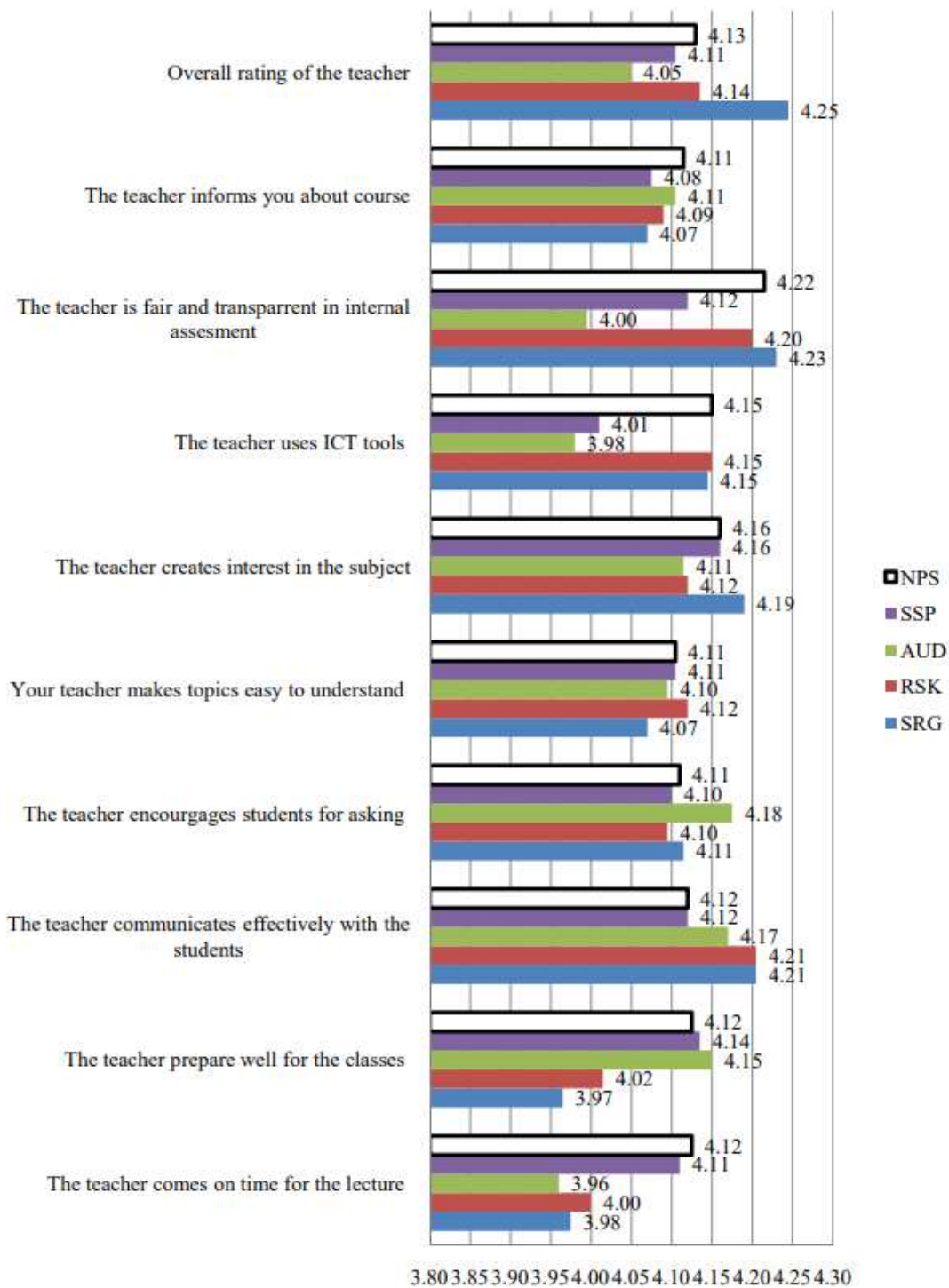
P. R. Kulkarni



**Principal**  
Arts & Commerce College,  
Warvat Bakal, Dist. Buldana  
Principal  
Arts & Commerce College Warvat Bakal



**Chart No. 2: Responses of students feedback on the parameters about teachers teaching**

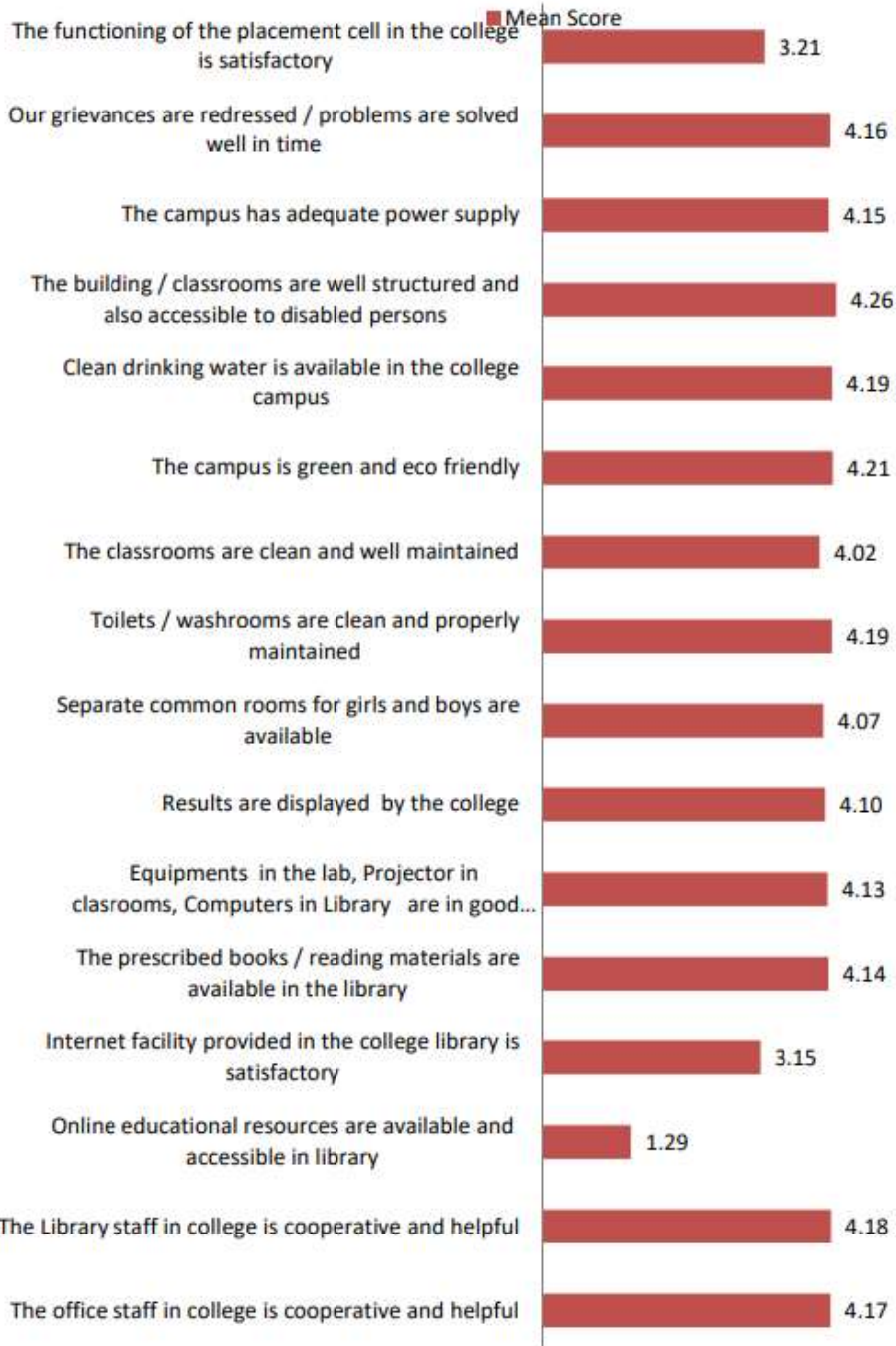


**Table No.1: Mean score of students responses towards the parameters about the teaching of teachers in college**

Sr. No.	Parameters	Name of Teachers				
		SRG	RSK	AUD	SSP	NPS
1	The teacher comes on time for the lecture and engage his lecture regularly	4.12	4.11	4.08	4.10	4.14
2	The teacher prepare well for the classes and demonstrates subject command					
3	The teacher communicates effectively with the students					
4	The teacher encourages students for asking question, discussion, and classroom participation					
5	Your teacher makes topics easy to understand and conducts students centric learning activities					
6	The teacher creates interest in the subject					
7	The teacher uses ICT tools ( LCD projector, multimedia, email etc;					
8	The teacher is fair and transparent in internal assessment					
9	The teacher informs you about course, plan, your expected competencies, course outcome and programs outcome					
10	Overall rating of the teacher					

Sr.No.	Name of Teachers	Short Form
1	DR. SUBHASH RAMCHANDRA GURJAR	SRG
2	RAJENDRA SHRIRAMPANT KORDE	RSK
3	ANAND UDEBHAN DHUNDALE	AUD
4	DR. SUBHASH SHANKARRAO PAWAR	SSP
5	NISHIGANDH PRABHAKAR SATAV	NPS

### Chart No.3: Mean score of the students feedback on the statements showing the quality of teaching- learning environment



**Table No.2: Mean score of student's responses towards the statements about the teaching-learning environment in college**

SFF.No.	M.S.	SFF.No.	M.S.	SFF.No.	M.S.	SFF.No.	M.S.	SFF.No.	M.S.
1	4.20	41	4.60	81	3.80	121	4.60	161	4.13
2	4.47	42	2.00	82	4.20	122	4.60	162	2.53
3	4.47	43	3.73	83	3.80	123	1.53	163	4.33
4	4.07	44	3.73	84	4.60	124	4.60	164	1.80
5	4.00	45	4.67	85	4.67	125	4.60	165	3.73
6	4.53	46	4.47	86	4.60	126	4.53	166	3.73
7	3.87	47	3.80	87	4.80	127	4.53	167	4.67
8	3.87	48	3.87	88	1.93	128	4.53	168	4.60
9	4.40	49	3.87	89	3.80	129	1.00	169	4.80
10	4.27	50	4.60	90	3.80	130	4.60	170	3.13
11	4.40	51	4.73	91	3.87	131	4.53	171	2.93
12	4.40	52	4.60	92	3.73	132	4.53	172	3.73
13	2.93	53	3.73	93	3.80	133	4.53	173	3.73
14	4.47	54	3.80	94	4.60	134	4.60	174	3.73
15	3.87	55	3.93	95	4.60	135	4.53	175	4.60
16	3.87	56	3.93	96	4.60	136	3.20	176	1.80
17	1.00	57	3.87	97	4.53	137	3.73	177	3.73
18	4.40	58	2.93	98	3.73	138	3.73	178	4.53
19	4.27	59	4.53	99	4.73	139	2.00	179	4.40
20	4.53	60	4.53	100	4.60	140	2.87	180	4.53
21	3.73	61	4.73	101	3.73	141	3.73	181	3.80
22	2.93	62	3.80	102	1.93	142	4.53	182	4.40
23	3.40	63	3.80	103	3.80	143	4.60	183	4.67
24	3.73	64	3.20	104	3.87	144	4.60	184	4.40
25	3.87	65	4.20	105	3.80	145	4.60	185	4.53
26	1.93	66	3.93	106	1.93	146	3.73	186	3.73
27	4.07	67	3.80	107	4.73	147	3.73	187	3.73
28	3.87	68	4.67	108	4.60	148	1.93	188	3.73
29	3.87	69	4.67	109	2.93	149	4.67	189	3.67
30	4.67	70	4.47	110	4.73	150	4.67	190	3.93
31	3.87	71	1.87	111	4.73	151	4.67	191	3.00
32	2.00	72	2.67	112	4.60	152	4.67	192	4.53
33	3.53	73	1.93	113	4.60	153	4.60	193	4.47
34	4.40	74	3.73	114	1.27	154	4.33	194	4.60
35	4.60	75	3.73	115	4.60	155	4.53	195	3.73
36	1.93	76	4.60	116	2.13	156	4.47	196	3.73
37	4.47	77	4.53	117	3.73	157	4.40	197	4.40
38	4.53	78	3.60	118	3.73	158	3.80	198	4.53
39	1.93	79	4.60	119	3.73	159	3.80	199	2.40
40	3.80	80	4.60	120	3.73	160	3.73	200	1.93
<b>Overall Mean Score of all Students Feedback Form =</b>									<b>3.89</b>

### **Analysis of the Students Feedback Survey:**

The students were asked to indicate their feedback, perception on five point Likert scale of the degree of strongly agreeing, agreeing, neutral, disagreeing, and strongly disagreeing where 5 point was given to strongly agreeing, 4 to agreeing, 3 to neutral, 2 to disagreeing, and 1 to strongly disagreeing. After that, the recorded perceptions on the different statements were processed to obtain the students feedback analysis report. For validation purposes, statement having a mean score of 3.50 to 4.00 was fixed as the cut-off point; meaning that a student's feedback would be considered as agreeing and a mean score more than 4.00 was fixed as the cut-off point, meaning that a student's feedback would be considered as strongly agreeing.

### **Conclusions:**

Chart No.: 1, demonstrates the mean scores of the student's feedback report towards the attributes of courses, obtained on eight statements. The charts states that students had similar opinion towards all the eight statements ranging from 4.14 to 4.26. It may be noted that all the eight statements were considered as strongly agreeing since the minimum scores of any statement was not less than 4.14.

However it may be noted that a statement, 'clarity and relevance of textual reading material', with a mean score of 4.14 and another statement, 'learning value in terms of knowledge, concepts manual skills analytical abilities and broadening concepts' with a mean score of 4.16 was not rated as a significant statement by the students with the comparison of statement, 'extent of effort required by students', with a mean score 4.20 and statement, 'overall rating', with a mean score of 4.26.

Table No.: 1, and Chart No.: 2, demonstrates the responses of students feedback collected on the basis of rating that they had given to the parameters that are mentioned in the above table no. 1, on five points Likert scale. The mean score of student's responses towards the parameters about the teaching of teachers in college states that the teachers are communicating effectively with the students with an average mean of 4.16, teachers are fair and transparent in internal assessment with an average mean of 4.15, whereas with an average mean of 4.15 states that teachers are creating interest in the subject while teaching.

Chart No.: 3, demonstrates that the mean scores of the between degree of strongly agreeing and strongly disagreeing about the 16 statements belonging to five point Likert scale. The mean scores of the responses between the degree of strongly agreeing and strongly disagreeing held by all students for all statements ranged from 1.00, 1.27, 1.53, 1.80, 1.87, to 4.53, 4.60, 4.67, 4.73, and so on, with an average mean score of 3.89. The statement, 'building / classrooms are well structured and also accessible to disabled persons' had scored a highest average mean score of 4.26, highest strongly agreeing statement, whereas the statement, 'online educational resources are available and accessible in library' had scored lowest average mean of 1.29.

### **Action Taken:**

The analysis of feedback report was forwarded to the principal and was also discussed in the meeting held by IQAC coordinator for taking collectively correct action to minimize the dissatisfaction of students were the minimum mean score is less than 3.00

Satpuda Education Society, Jalgoan (Jamod)'s  
**ARTS & COMMERCE COLLEGE WARVAT BAKAL**  
**STUDENTS' FEEDBACK**

Name of Teacher: Dr. S. R. Gajjar  
 Name of Student: K. Archana Galawan Barbade  
 Class: BA III Semester: — Year: 2018-2019

Your responses will be seen only after your course results have been finalized and recorded.

The information will be used only for the improvement of the course and teaching in future.

You need not disclose your name if you do not wish to.

You may tick more than one answer to a question to the extent that they do not contradict each other.

Rating: 5 Strongly Agree, 4 Agree, 3 Neutral, 2 Disagree, 1 Strongly Disagree

Statement	Strongly Agree	Agree	Neutral	Disagree	Strongly Disagree
The teacher comes on time for the lecture and engage his lecture regularly	✓				
The teacher prepare well for the classes and demonstrates subject command	✓				
The teacher communicates effectively with the students		✓			
The teacher encourages students for asking question, discussion, and classroom participation		✓			
Your teacher makes topics easy to understand and conducts students centric learning activities	✓				
The teacher creates interest in the subject		✓			
The teacher uses ICT tools ( LCD projector, multimedia, email etc;		✓			
The teacher is fair and transparent in internal assessment	✓				
The teacher informs you about course, plan, your expected competencies, course outcome and programs outcome	✓				
Overall rating of the teacher		✓			

Date:

A. G. Barbade  
 Signature



Satpuda Education Society, Jalgoan (Jamod)'s  
**ARTS & COMMERCE COLLEGE WARVAT BAKAL**

**STUDENTS' FEEDBACK**

Name: KU Archana Galanwar Babbade

Class: B.A. III Semester: \_\_\_\_\_ Year: 2018-2019

Department: Humanities Programme: B.A.

Dear Students,

This form has been designed to seek feedback from you to strengthen the quality of teaching-learning environment, to provide best possible facilities and modern infrastructure. The information provided by you will be kept confidential.

Direction: For each of item please indicate your level of agreement with the following statements by selecting appropriate option **Strongly Agree, Agree, Neutral, Disagree, and Strongly Disagree**

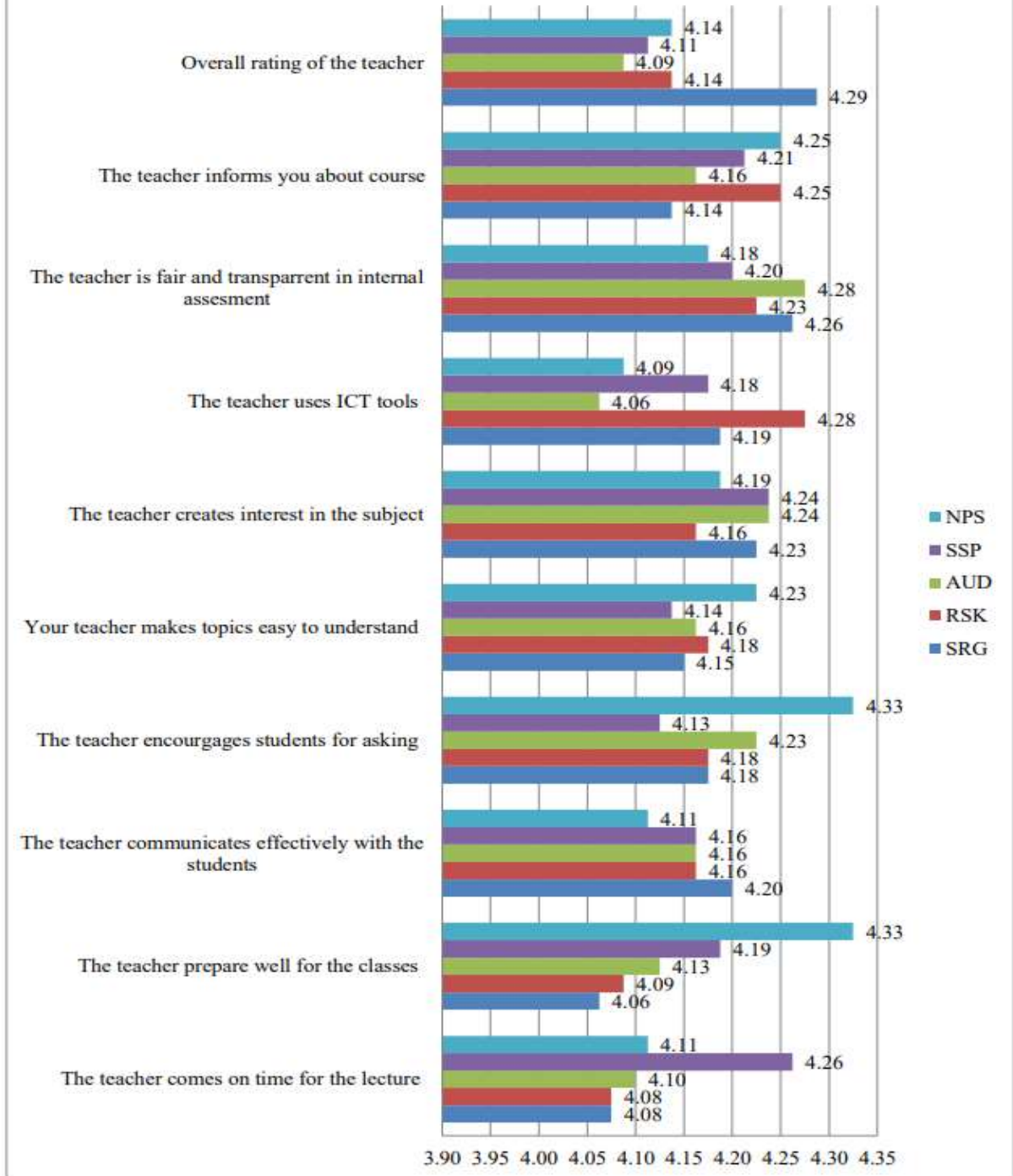
Statement	Strongly Agree	Agree	Neutral	Disagree	Strongly Disagree
The office staff in college is cooperative and helpful	✓				
The Library staff in college is cooperative and helpful	✓				
Online educational resources are available and accessible in library		✓			
Internet facility provided in the college library is satisfactory		✓			
The prescribed books / reading materials are available in the library	✓				
Equipments in the lab, Projector in classrooms, Computers in Library are in good working condition	✓				
Results are displayed by the college		✓			
Separate common rooms for girls and boys are available		✓			
Toilets / washrooms are clean and properly maintained	✓				

Statement	Strongly Agree	Agree	Neutral	Disagree	Strongly Disagree
The classrooms are clean and well maintained	✓				
The campus is green and eco friendly		✓			
Clean drinking water is available in the college campus		✓			
The building / classrooms are well structured and also accessible to disabled persons		✓			
The campus has adequate power supply	✓				
Our grievances are redressed / problems are solved well in time	✓				
The functioning of the placement cell in the college is satisfactory	✓				



  
**Principal**  
 Arts & Commerce College,  
 Warvat Bakal, Buldana  
 Arts & Commerce College Warvat Bakal

**Chart No. 1: Responses of students feedback on the parameters about Art Department Teachers teaching**

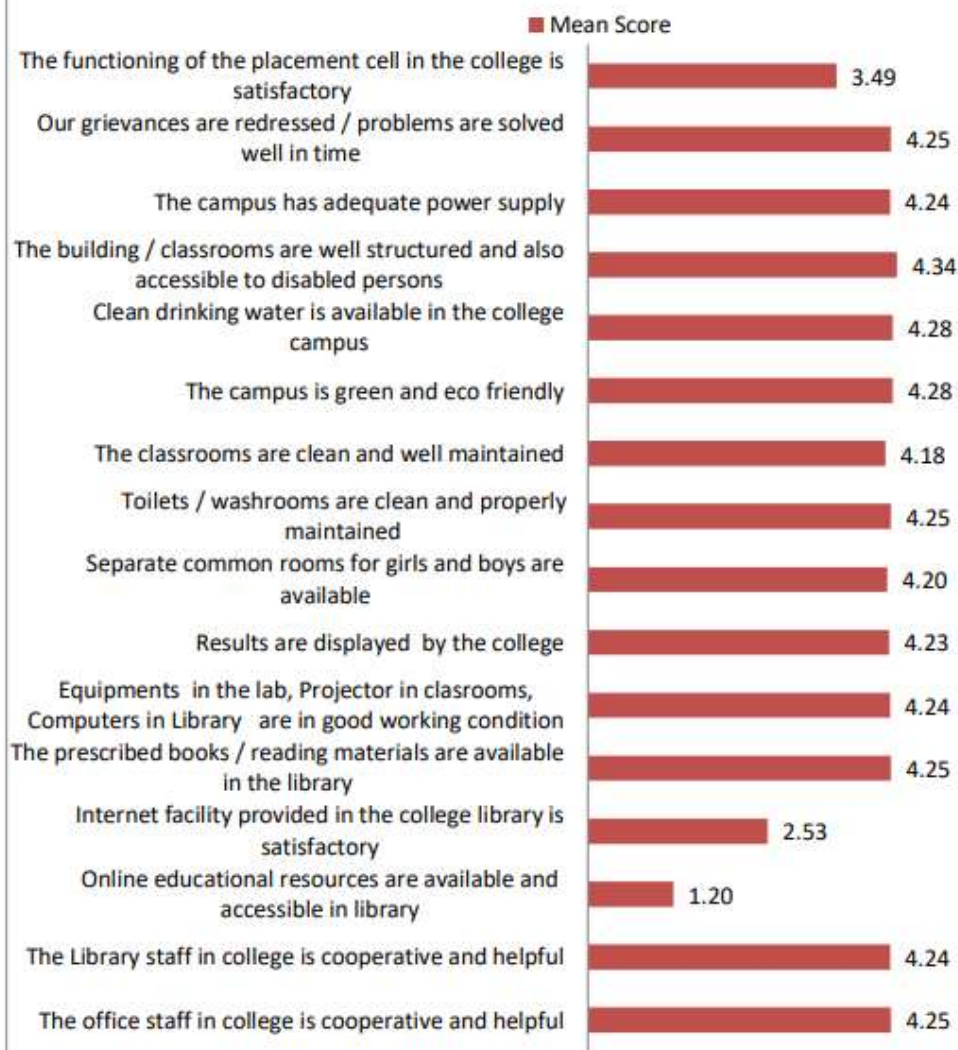


**Table No.1: Mean score of students responses towards the parameters about the Art Department Teachers teaching in college**

Sr. No.	Parameters	Name of Teachers				
		SRG	RSK	AUD	SSP	NPS
1	The teacher comes on time for the lecture and engage his lecture regularly	4.18	4.17	4.16	4.18	4.19
2	The teacher prepare well for the classes and demonstrates subject command					
3	The teacher communicates effectively with the students					
4	The teacher encourages students for asking question, discussion, and classroom participation					
5	Your teacher makes topics easy to understand and conducts students centric learning activities					
6	The teacher creates interest in the subject					
7	The teacher uses ICT tools ( LCD projector, multimedia, email etc;					
8	The teacher is fair and transparent in internal assessment					
9	The teacher informs you about course, plan, your expected competencies, course outcome and programs outcome					
10	Overall rating of the teacher					

Sr.No.	Name of Teachers	Short Form
1	DR. SUBHASH RAMCHANDRA GURJAR	SRG
2	DR. RAJENDRA SHRIRAMPANT KORDE	RSK
3	ANAND UDEBHAN DHUNDALE	AUD
4	DR. SUBHASH SHANKARRAO PAWAR	SSP
5	NISHIGANDH PRABHAKAR SATAV	NPS

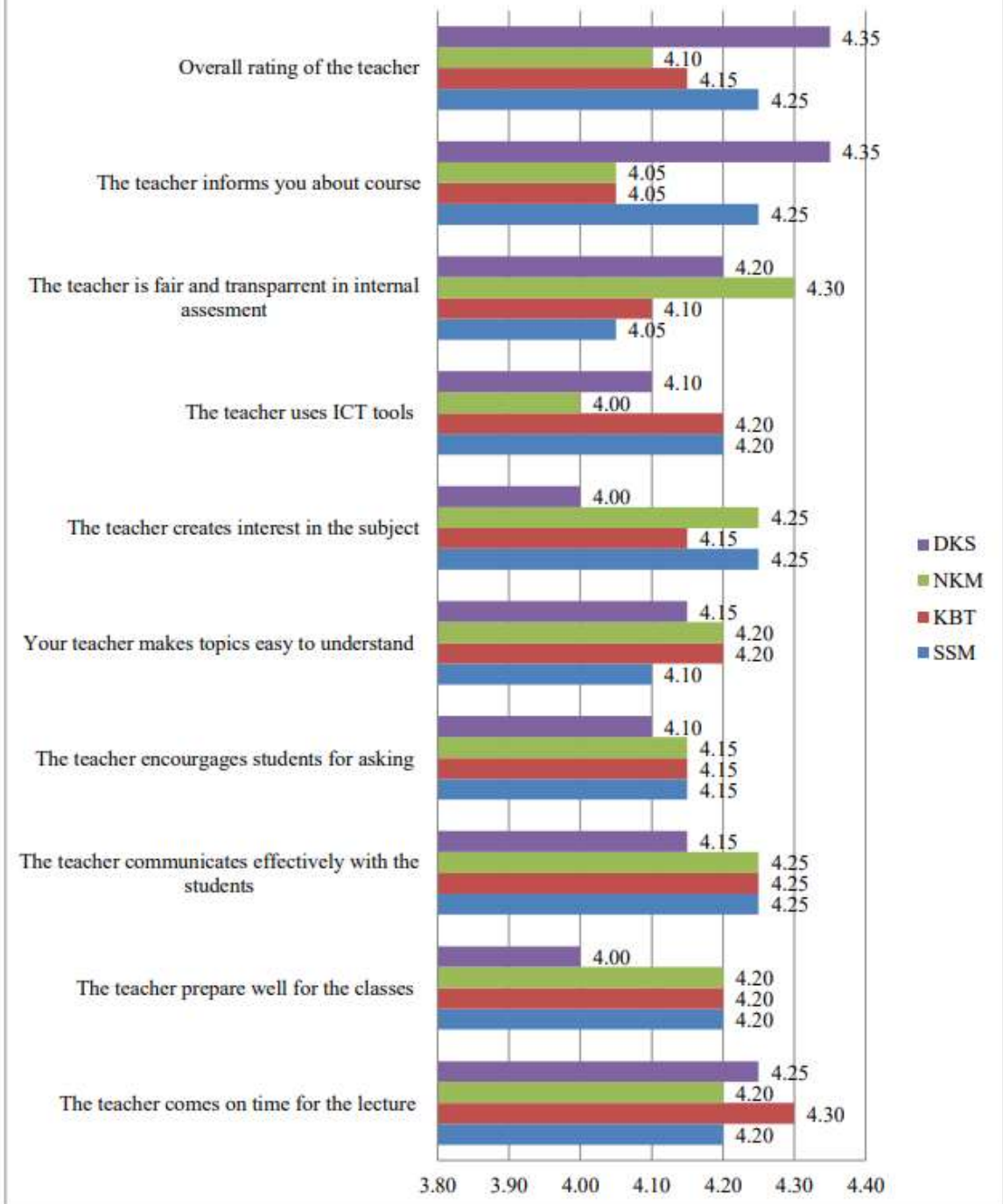
**Chart No.2: Mean score of the Art department students feedback on the statements showing the quality of teaching- learning environment**



**Table No.2: Mean score of Art Department student's responses towards the statements about the teaching-learning environment in college**

SFF.No.	M.S.	SFF.No.	M.S.	SFF.No.	M.S.	SFF.No.	M.S.
1	4.56	21	4.69	41	4.44	61	4.69
2	2.88	22	3.69	42	4.44	62	4.50
3	4.38	23	3.81	43	4.50	63	4.63
4	3.88	24	3.63	44	4.44	64	3.75
5	3.88	25	4.69	45	3.19	65	3.81
6	1.00	26	4.50	46	3.69	66	3.75
7	3.81	27	4.44	47	3.75	67	3.69
8	3.81	28	4.50	48	2.00	68	3.88
9	2.88	29	4.44	49	3.75	69	3.81
10	4.25	30	3.75	50	4.56	70	4.38
11	4.50	31	4.50	51	3.75	71	4.31
12	4.56	32	1.50	52	1.94	72	4.44
13	3.69	33	4.50	53	4.56	73	3.69
14	3.81	34	4.50	54	4.56	74	3.63
15	3.13	35	4.44	55	4.56	75	4.25
16	4.13	36	4.44	56	4.56	76	4.38
17	3.94	37	4.44	57	3.75	77	2.50
18	3.69	38	1.00	58	4.50	78	2.06
19	4.44	39	4.50	59	1.88	79	4.50
20	4.50	40	4.44	60	4.38	80	4.19
<b>Overall Mean Score of all Students Feedback Form =</b>							<b>3.90</b>

**Chart No. 3: Responses of students feedback on the parameters about the Botany Department Teachers teaching**



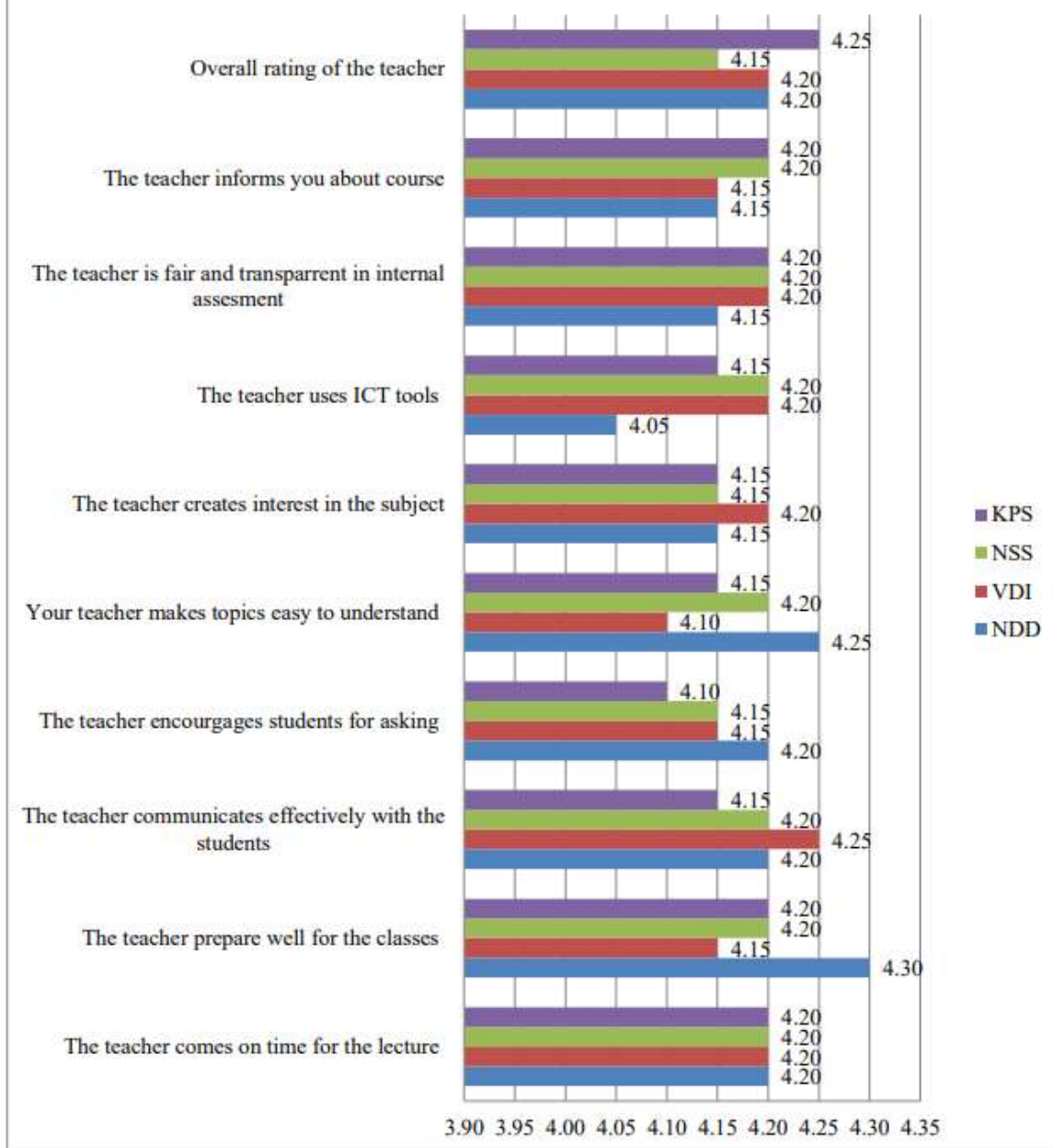
**Table No.3: Mean score of students responses towards the parameters about Botany Department Teachers teaching in college**

Sr. No.	Parameters	Name of Teachers			
		SSM	KBT	NKM	DKS
1	The teacher comes on time for the lecture and engage his lecture regularly	4.19	4.18	4.17	4.17
2	The teacher prepare well for the classes and demonstrates subject command				
3	The teacher communicates effectively with the students				
4	The teacher encourages students for asking question, discussion, and classroom participation				
5	Your teacher makes topics easy to understand and conducts students centric learning activities				
6	The teacher creates interest in the subject				
7	The teacher uses ICT tools ( LCD projector, multimedia, email etc;				
8	The teacher is fair and transparent in internal assessment				
9	The teacher informs you about course, plan, your expected competencies, course outcome and programs outcome				
10	Overall rating of the teacher				

Sr.No.	Name of Teachers	Short Form
1	SANTOSH SHRIKRUSHNA MHASAL	SSM
2	DR. KISHOR BHASKAR THENG	KBT
3	DR. NANDKISHOR KESHAVRAO MORE	NKM
4	DR. DNYANESHWAR KRISHNA SHERKAR	DKS



**Chart No. 4: Responses of students feedback on the parameters about the Chemistry Department Teachers Teaching**

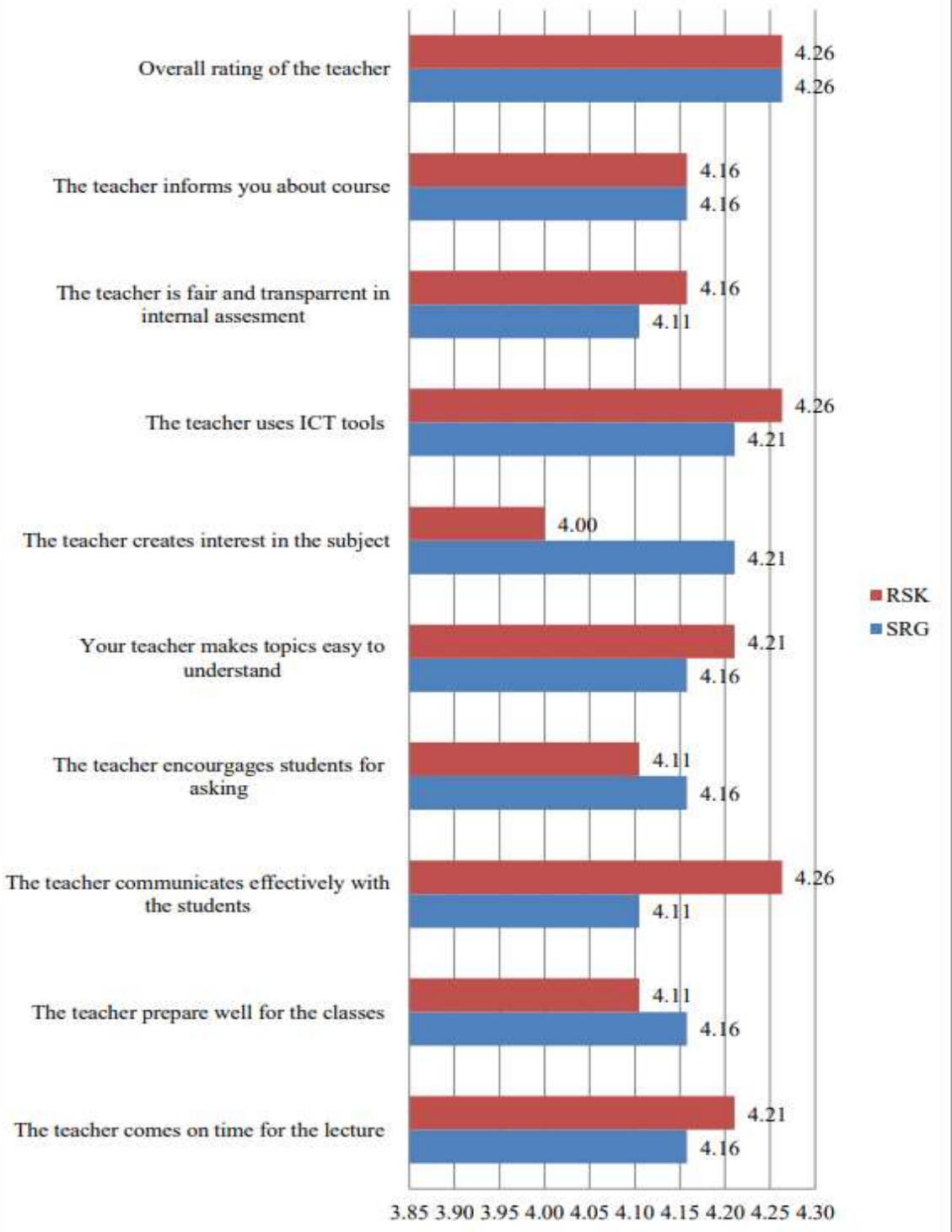


**Table No.4: Mean score of students responses towards the parameters about Chemistry Department Teachers teaching in college**

Sr. No.	Parameters	Name of Teachers			
		NDD	VDI	NSS	KPS
1	The teacher comes on time for the lecture and engage his lecture regularly	4.19	4.18	4.19	4.18
2	The teacher prepare well for the classes and demonstrates subject command				
3	The teacher communicates effectively with the students				
4	The teacher encourages students for asking question, discussion, and classroom participation				
5	Your teacher makes topics easy to understand and conducts students centric learning activities				
6	The teacher creates interest in the subject				
7	The teacher uses ICT tools ( LCD projector, multimedia, email etc;				
8	The teacher is fair and transparent in internal assessment				
9	The teacher informs you about course, plan, your expected competencies, course outcome and programs outcome				
10	Overall rating of the teacher				

Sr.No.	Name of Teachers	Short Form
1	NITYANAND DEVIDAS DHAKE	NDD
2	DR. VIJAYANAND DNYANDEO INGALE	VDI
3	NILESH SHRIDHAR SHELKE	NSS
4	KIRAN PRAKASH SABALE	KPS

**Chart No. 5: Responses of students feedback on the parameters about the Zoology Department Teachers teaching**

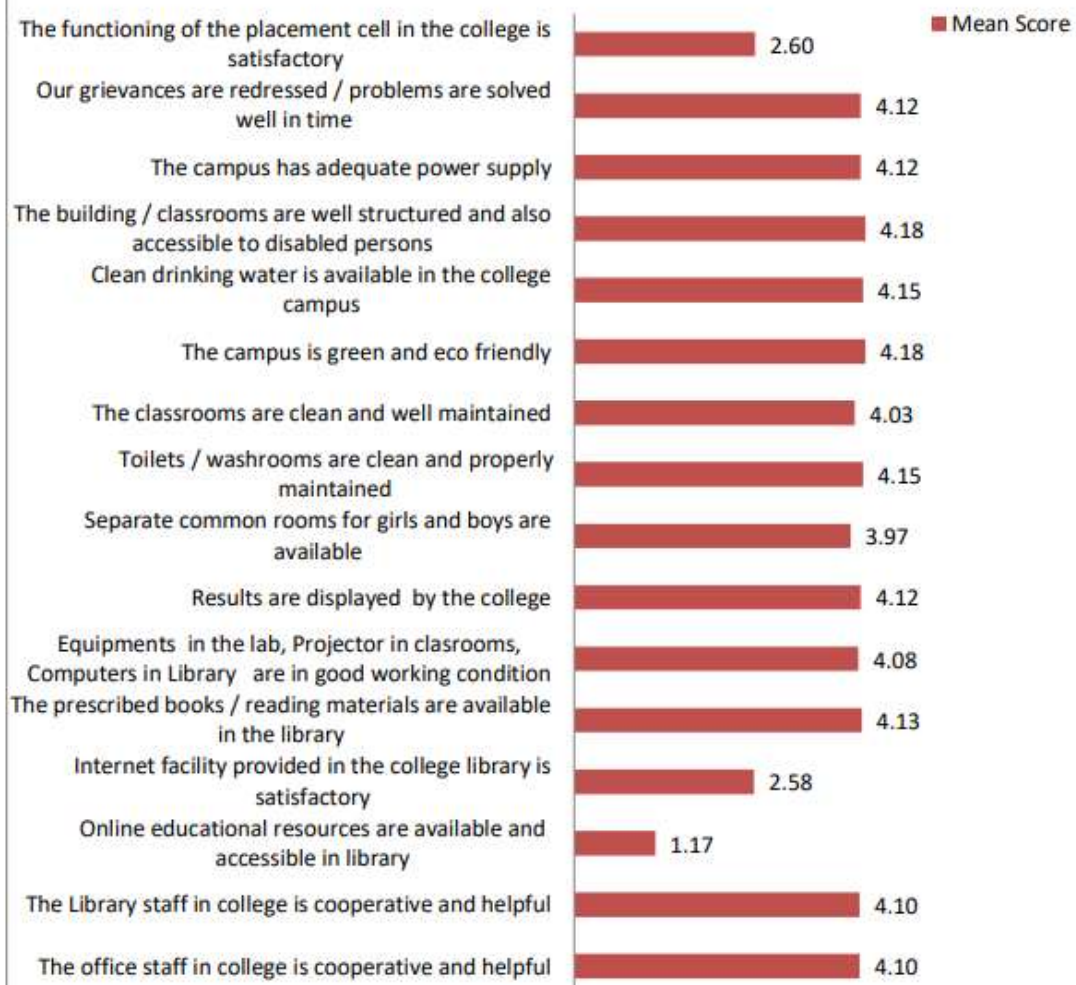


**Table No.5: Mean score of students responses towards the parameters about the Zoology Department Teachers teaching in college**

Sr. No.	Parameters	Name of Teachers	
		MRS	MSH
1	The teacher comes on time for the lecture and engage his lecture regularly	4.17	4.17
2	The teacher prepare well for the classes and demonstrates subject command		
3	The teacher communicates effectively with the students		
4	The teacher encourages students for asking question, discussion, and classroom participation		
5	Your teacher makes topics easy to understand and conducts students centric learning activities		
6	The teacher creates interest in the subject		
7	The teacher uses ICT tools ( LCD projector, multimedia, email etc;		
8	The teacher is fair and transparent in internal assessment		
9	The teacher informs you about course, plan, your expected competencies, course outcome and programs outcome		
10	Overall rating of the teacher		

Sr.No.	Name of Teachers	Short Form
1	DR. MEGHA RANJIT SOLANKE	MRS
2	DR. MADHURI SUDHAKAR HINGANKAR	MSH

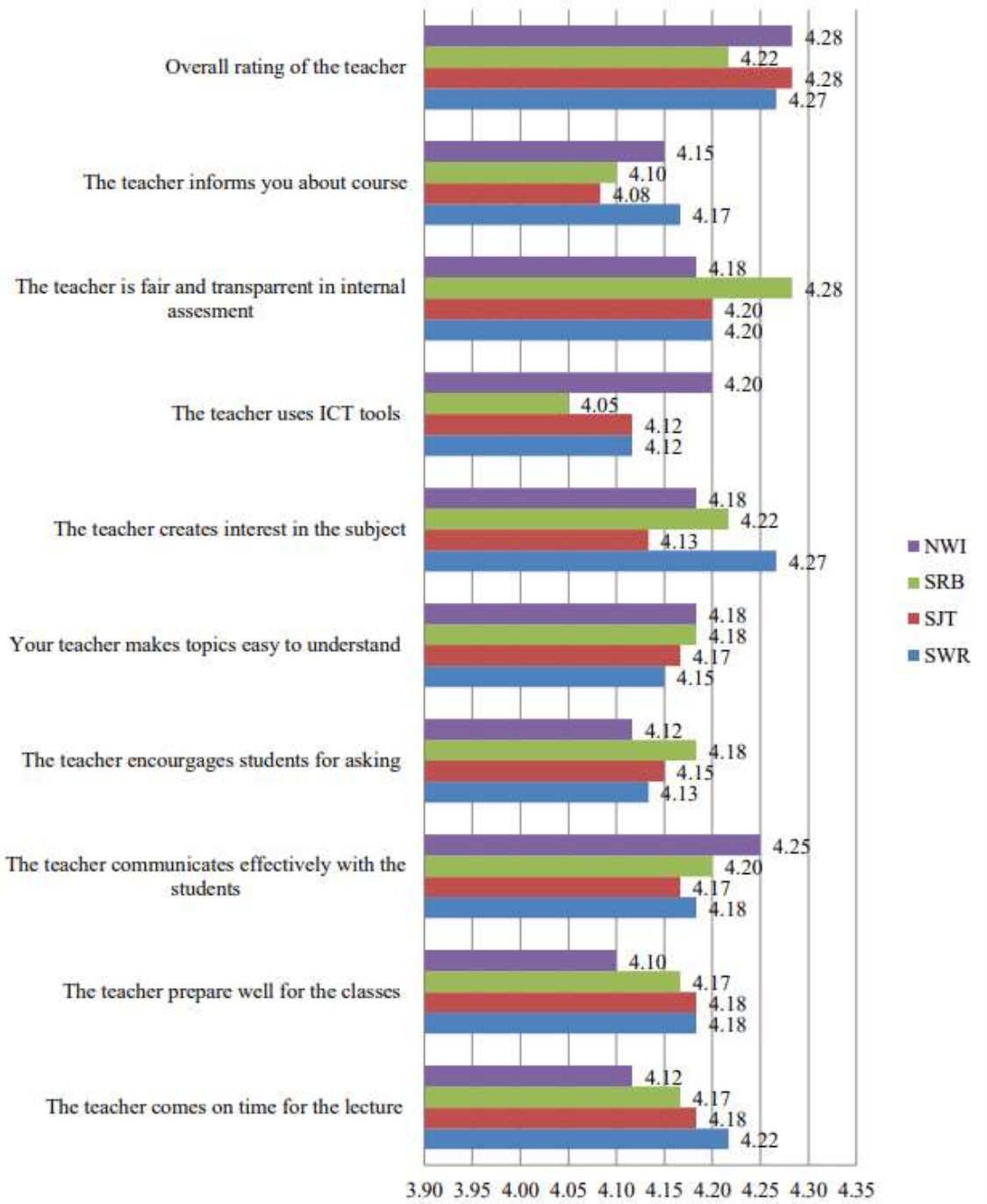
**Chart No.6: Mean score of the Science department students feedback on the statements showing the quality of teaching- learning environment**



**Table No.6: Mean score of Science Department student's responses towards the statements about the teaching-learning environment in college**

SFF.No.	M.S.	SFF.No.	M.S.	SFF.No.	M.S.
1	2.73	21	3.73	41	3.80
2	4.47	22	4.80	42	3.73
3	4.47	23	4.73	43	1.93
4	4.60	24	3.60	44	3.60
5	3.73	25	3.20	45	4.20
6	2.93	26	4.47	46	3.60
7	3.40	27	4.33	47	1.93
8	3.73	28	3.60	48	1.53
9	4.40	29	4.67	49	4.60
10	1.93	30	4.67	50	4.60
11	4.53	31	4.53	51	4.60
12	3.73	32	1.87	52	4.53
13	3.73	33	2.67	53	4.60
14	4.67	34	1.93	54	2.73
15	3.73	35	3.73	55	4.60
16	2.00	36	3.60	56	4.33
17	4.67	37	4.60	57	4.60
18	4.53	38	4.60	58	3.73
19	3.60	39	3.60	59	4.53
20	3.73	40	4.27	60	4.40
<b>Overall Mean Score of all Students Feedback Form =</b>					<b>3.81</b>

**Chart No. 7: Responses of students feedback on the parameters about the Commerce Department Teachers teaching**



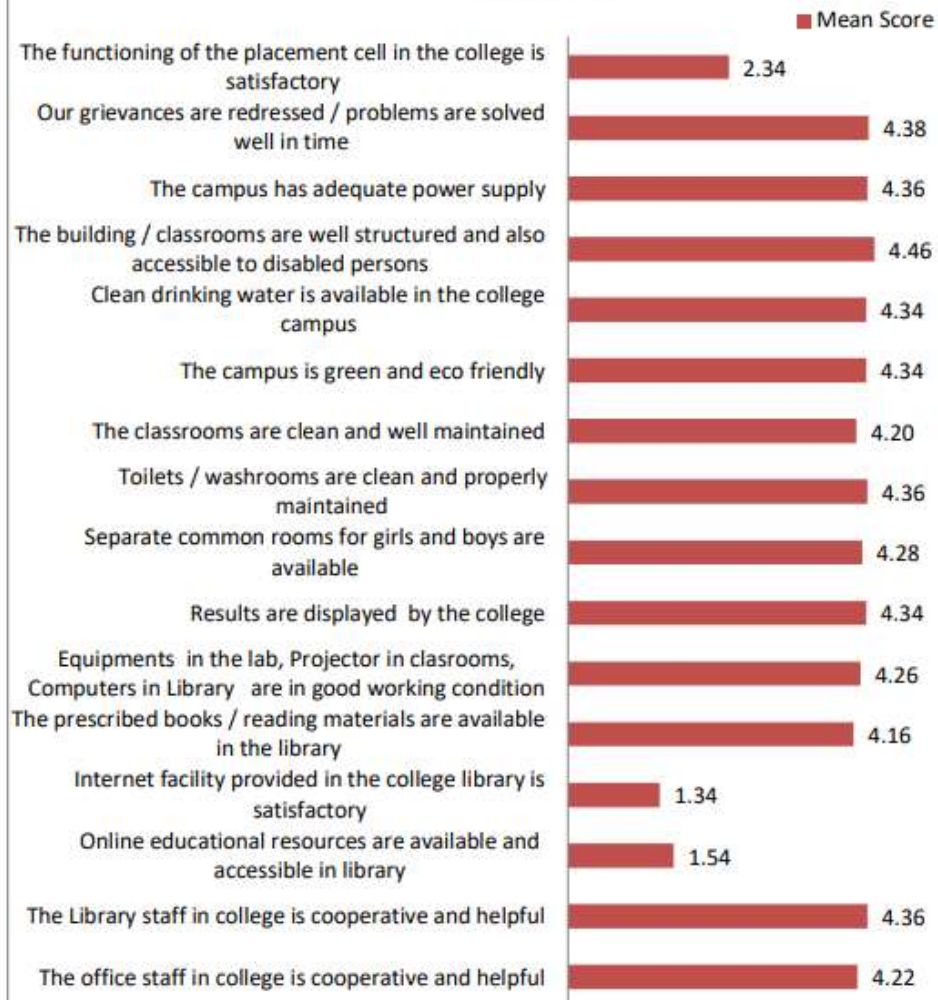
**Table No.7: Mean score of students responses towards the parameters about  
Commerce Department Teachers teaching in college**

Sr. No.	Parameters	Name of Teachers			
		SWR	SJT	SRB	NWI
1	The teacher comes on time for the lecture and engage his lecture regularly	4.19	4.17	4.18	4.18
2	The teacher prepare well for the classes and demonstrates subject command				
3	The teacher communicates effectively with the students				
4	The teacher encourages students for asking question, discussion, and classroom participation				
5	Your teacher makes topics easy to understand and conducts students centric learning activities				
6	The teacher creates interest in the subject				
7	The teacher uses ICT tools ( LCD projector, multimedia, email etc;				
8	The teacher is fair and transparent in internal assessment				
9	The teacher informs you about course, plan, your expected competencies, course outcome and programs outcome				
10	Overall rating of the teacher				

Sr.No.	Name of Teachers	Short Form
1	DR. SATISH WASUDEO RANE	SWR
2	DR. SANJAY JAGDEORAO TALE	SJT
3	SUFRESH RAMESH BHALTADAK	SRB
4	NAGESH WASUDEO INGLE	NWI



**Chart No.8: Mean score of the Commerce department students feedback on the statements showing the quality of teaching- learning environment**



**Table No.8: Mean score of Commerce Department student's responses towards the statements about the teaching-learning environment in college**

SFF.No.	M.S.	SFF.No.	M.S.	SFF.No.	M.S.
1	3.00	21	4.57	41	4.29
2	4.43	22	3.71	42	4.57
3	4.29	23	3.71	43	1.93
4	4.29	24	4.07	44	3.71
5	3.57	25	4.21	45	3.57
6	3.57	26	3.57	46	3.64
7	4.29	27	4.36	47	3.50
8	4.21	28	4.50	48	3.57
9	2.29	29	4.43	49	4.29
10	1.86	30	4.36	50	3.93
11	4.00	31	3.57	51	4.00
12	4.43	32	3.50	52	1.00
13	4.50	33	1.93	53	4.29
14	3.79	34	4.43	54	4.14
15	4.43	35	4.36	55	4.36
16	4.36	36	4.21	56	3.64
17	2.93	37	4.21	57	4.36
18	4.43	38	3.07	58	3.07
19	4.43	39	4.14	59	4.43
20	4.07	40	4.43	60	4.43
<b>Overall Mean Score of all Students Feedback Form =</b>					<b>3.91</b>

#### **Analysis of the Students Feedback Survey:**

The students were asked to indicate their feedback, perception on five point Likert scale of the degree of strongly agreeing, agreeing, neutral, disagreeing, and strongly disagreeing where 5 point was given to strongly agreeing, 4 to agreeing, 3 to neutral, 2 to disagreeing, and 1 to strongly disagreeing. After that, the recorded perceptions on the different statements were processed to obtain the students feedback analysis report. For validation purposes, statement having a mean score of 3.50 to 4.00 was fixed as the cut-off point; meaning that a student's feedback would be considered as agreeing and a mean score more than 4.00 was fixed as the cut-off point, meaning that a student's feedback would be considered as strongly agreeing.

#### **Conclusions:**

Chart No.: 1 and Table No.: 1 demonstrates the responses of Arts students' feedback collected on the basis of rating that they had given to the parameters that are mentioned in the above table no. 1, on five points Likert scale. The mean score of student's responses towards the parameters about the teaching of teachers in college states that the teacher encourages students for asking question, discussion, and classroom participation with an average mean of 4.21, teachers are fair and transparent in internal assessment with an average of 4.23, with an average of 4.17 teachers are making topics so easy that they are easily understandable by students, teachers are communicating effectively with the students with an average mean of 4.16, whereas with an average mean of 4.21 states that teachers are creating interest in the subject while teaching.

Chart No.: 3 and Table No.: 3 demonstrates the responses of Botany students' feedback collected on the basis of rating that they had given to the parameters that are mentioned in the above table no. 2, on five points Likert scale. The mean score of student's responses towards the parameters about the teaching of teachers in college states that the teacher encourages students for asking question, discussion, and classroom participation with an average mean of 4.14, teachers are fair and transparent in internal assessment with an average of 4.16, with an average of 4.16 teachers are making topics so easy that they are easily understandable by students, teachers are communicating effectively with the students with an average mean of 4.23, whereas with an average mean of 4.16 states that teachers are creating interest in the subject while teaching.

Chart No.: 4 and Table No.: 4 demonstrates the responses of Chemistry students' feedback collected on the basis of rating that they had given to the parameters that are mentioned in the above table no. 2, on five points Likert scale. The mean score of student's responses towards the parameters about the teaching of teachers in college states that the teacher encourages students for asking question, discussion, and classroom participation with an average mean of 4.15, teachers are fair and transparent in internal assessment with an average of 4.19, with an average of 4.18 teachers are making topics so easy that they are easily understandable by students, teachers are communicating effectively with the students with an average mean of 4.20, whereas with an average mean of 4.16 states that teachers are creating interest in the subject while teaching.

Chart No.: 5 and Table No.: 5 demonstrates the responses of Zoology students' feedback collected on the basis of rating that they had given to the parameters that are mentioned in the above table no. 2, on five points Likert scale. The mean score of student's responses towards the parameters about the teaching of teachers in college states that the teacher encourages students for asking question, discussion, and classroom participation with an average mean of 4.13, teachers are fair and transparent in internal assessment with an average of 4.13, with an average of 4.18 teachers are making topics so easy that they are easily understandable by students, teachers are communicating effectively with the students with an average mean of 4.18, whereas with an average mean of 4.11 states that teachers are creating interest in the subject while teaching.

Chart No.: 7 and Table No.: 7 demonstrates the responses of Commerce students' feedback collected on the basis of rating that they had given to the parameters that are mentioned in the above table no. 2, on five points Likert scale. The mean score of student's responses towards the parameters about the teaching of teachers in college states that the teacher encourages students for asking question, discussion, and classroom participation with an average mean of 4.15, teachers are fair and transparent in internal assessment with an average of 4.22, with an average of 4.17 teachers are making topics so easy that they are easily understandable by students, teachers are communicating effectively with the students with an average mean of 4.20, whereas with an average mean of 4.20 states that teachers are creating interest in the subject while teaching.

Chart No.: 3, demonstrates that the mean scores of the Arts students stating their responses between degree of strongly agreeing and strongly disagreeing about the 16 statements belonging to five point Likert scale. The mean scores of the responses between the degree of strongly agreeing and strongly disagreeing held by all art students for all statements ranged from 1.20, 2.53, 3.49, 4.18, 4.20, to 4.23, 4.24, 4.25, 4.28, 4.34 and so on, with an average mean score of

3.90. The statement, 'building / classrooms are well structured and also accessible to disabled persons' had scored a highest average mean score of 4.34, highest strongly agreeing statement, whereas the statement, 'online educational resources are available and accessible in library' had scored lowest average mean of 1.20.

Chart No.: 6, demonstrates that the mean scores of the Science students stating their responses between degree of strongly agreeing and strongly disagreeing about the 16 statements belonging to five point Likert scale. The mean scores of the responses between the degree of strongly agreeing and strongly disagreeing held by all art students for all statements ranged from 1.17, 2.58, 2.60, 3.97, 4.03, to 4.08, 4.10, 4.12, 4.13, 4.15, 4.18 and so on, with an average mean score of 3.90. The statement, 'building / classrooms are well structured and also accessible to disabled persons' and the statement that campus is green and eco-friendly had scored a highest average mean score of 4.18, highest strongly agreeing statement, whereas the statement, 'online educational resources are available and accessible in library' had scored lowest average mean of 1.17.

Chart No.: 8, demonstrates that the mean scores of the Commerce students stating their responses between degree of strongly agreeing and strongly disagreeing about the 16 statements belonging to five point Likert scale. The mean scores of the responses between the degree of strongly agreeing and strongly disagreeing held by all art students for all statements ranged from 1.34, 1.54, 2.34, 4.16, 4.20, 4.22, to 4.26, 4.28, 4.34, 4.36, 4.38, 4.46 and so on, with an average mean score of 3.90. The statement, 'building / classrooms are well structured and also accessible to disabled persons' had scored a highest average mean score of 4.46 and whereas 4.38 average mean score had been scored by the statements that grievances are redressed / problems are solved well in time, highest strongly agreeing statement, whereas the statement, 'Internet facility provided in the college library is satisfactory' had scored lowest average mean of 1.34.

**Action Taken:**

The analysis of feedback report was forwarded to the principal and was also discussed in the meeting held by IQAC coordinator for taking collectively correct action to minimize the dissatisfaction of students where the minimum mean score is less than 3.00 and to improve the score against the statement, 'online educational resources are available and accessible in library' the library department will register themselves with N-List for accessing e-resources.

Satpuda Education Society, Jalgoan (Jamod)'s  
**ARTS & COMMERCE COLLEGE WARVAT BAKAL**  
**STUDENTS' FEEDBACK**

Department of Commerce

Name of Student: Samir Shaikh Sharif

Class: B-Com III Semester: VI Year: 2019-20

Your responses will be seen only after your course results have been finalized and recorded. The information will be used only for the improvement of the course and teaching in future. You need not disclose your name if you do not wish to. You may tick more than one answer to a question to the extent that they do not contradict each other.

Rating: 5 Strongly Agree, 4 Agree, 3 Neutral, 2 Disagree, 1 Strongly Disagree

Sr. No.	Parameters	Dr. S.W. Rane	Mr. S.R. Bhaltadak	Dr. S.J. Tale	Mr. N.W. Ingle
1	The teacher comes on time for the lecture and engage his lecture regularly	5	4	5	4
2	The teacher prepare well for the classes and demonstrates subject command	4	5	4	5
3	The teacher communicates effectively with the students	3	3	3	3
4	The teacher encourages students for asking question, discussion, and classroom participation	3	3	5	3
5	Your teacher makes topics easy to understand and conducts students centric learning activities	4	4	4	4
6	The teacher creates interest in the subject	5	3	4	3
7	The teacher uses ICT tools ( LCD projector, multimedia, email etc;	3	4	3	3
8	The teacher is fair and transparent in internal assessment	4	4	4	3
9	The teacher informs you about course, plan, your expected competencies, course outcome and programs outcome	5	5	5	5
10	Overall rating of the teacher				

3/08/21

Date:

Samir  
Signature

Satpuda Education Society, Jalgoan (Jamod)'s  
**ARTS & COMMERCE COLLEGE WARVAT BAKAL**  
 STUDENTS' FEEDBACK

Name: Samir Shaikh Shorif  
 Class: B.COM III Semester: VI Year: 2019-20  
 Department: \_\_\_\_\_ Programme: \_\_\_\_\_

Students are required to rate the courses on the following attributes using the Likert five point scale

Rating: 5 Strongly Agree, 4 Agree, 3 Neutral, 2 Disagree, 1 Strongly Disagree

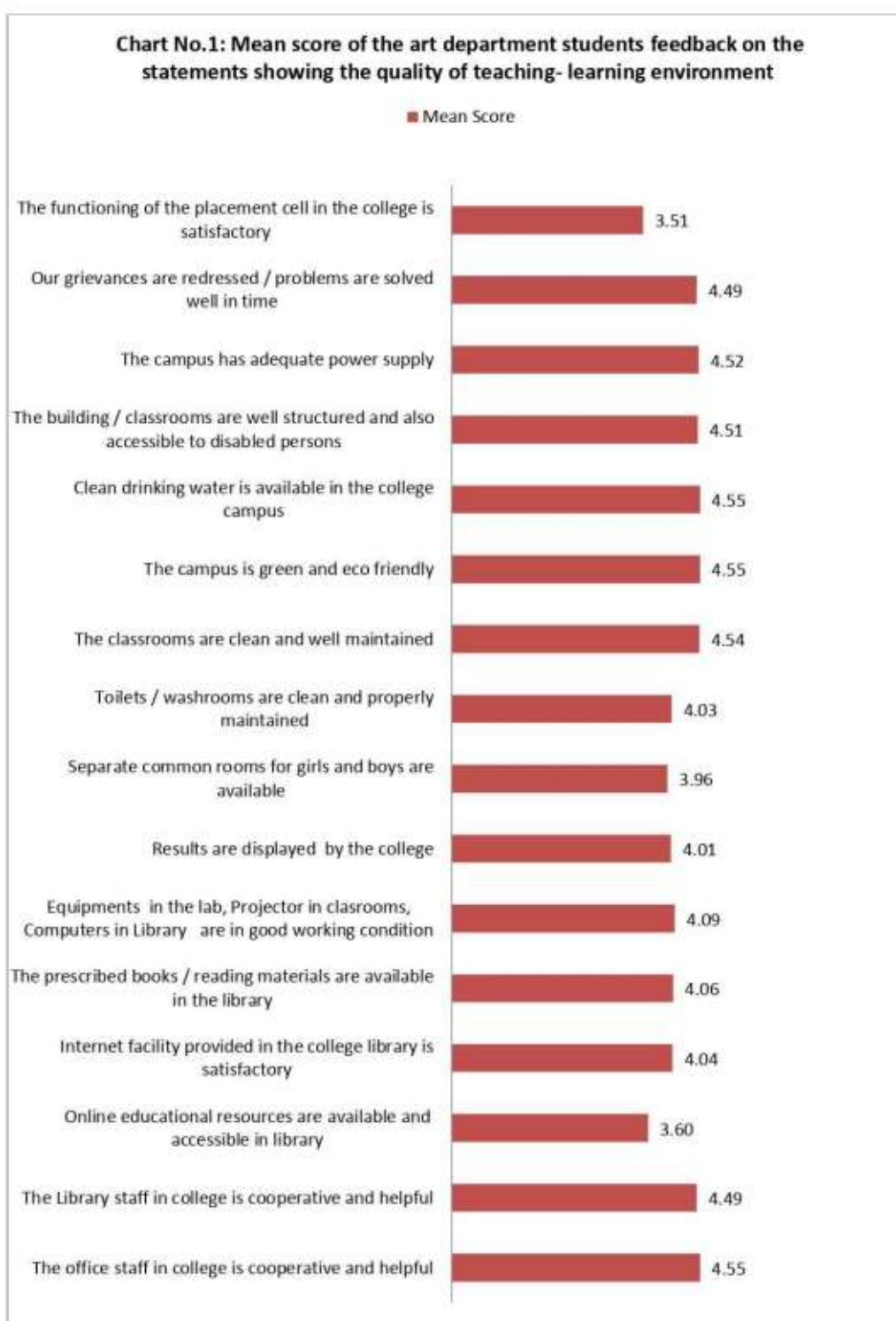
Statement	Strongly Agree	Agree	Neutral	Disagree	Strongly Disagree
Depth of the course content including project work if any		✓			
Extent of coverage of course			✓		
Applicability / relevant to real life situation			✓		
Learning value in terms of knowledge, concepts manual skills analytical abilities and broadening concepts			✓		
Clarity and relevance of textual reading material	✓	✓			
Relevance of additional source material (library)					
Extent of effort required by students			✓		
Overall rating			✓		

03/08/20  
 Date:

*Signature*  
 Signature



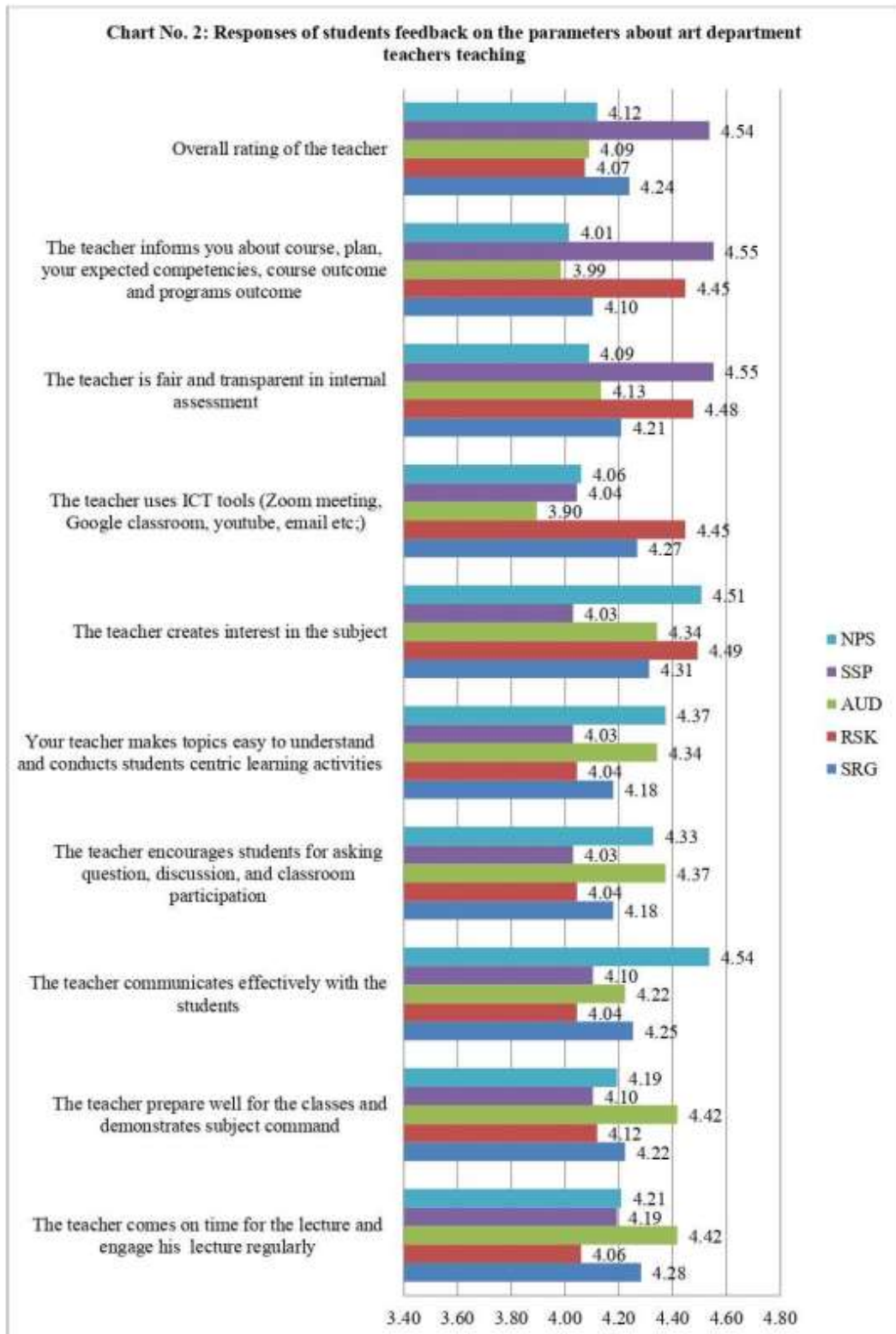
*Signature*  
**Principal**  
 Arts & Commerce College  
 Warvat Bakal, Jalgoan (Jamod)



**Table No.1: Mean score of art department student's responses towards the statements about the teaching-learning environment in college**

SFF.No.	M.S.	SFF.No.	M.S.	SFF.No.	M.S.	SFF.No.	M.S.
1	4.13	21	4.50	41	3.94	61	4.69
2	4.38	22	4.06	42	3.56	62	4.38
3	4.19	23	3.63	43	4.19	63	4.50
4	4.38	24	4.13	44	4.19	64	4.00
5	4.38	25	4.06	45	4.44	65	4.50
6	4.38	26	4.25	46	4.13	66	3.44
7	3.75	27	4.44	47	4.38	67	4.00
8	4.06	28	4.00	48	4.31		
9	4.44	29	4.25	49	4.31		
10	4.38	30	4.81	50	3.94		
11	4.13	31	3.75	51	4.00		
12	4.50	32	4.44	52	4.00		
13	4.00	33	3.63	53	3.63		
14	4.31	34	3.63	54	4.25		
15	4.06	35	4.69	55	4.44		
16	4.00	36	4.31	56	4.38		
17	4.63	37	4.31	57	4.06		
18	4.31	38	4.25	58	4.00		
19	4.44	39	4.69	59	4.75		
20	4.88	40	4.00	60	4.81		
<b>Overall Mean Score of all Students Feedback Form =</b>							<b>4.22</b>





**Table No.2: Mean score of students responses towards the parameters about the teaching of art department teachers in college**

Responses of students feedback collected on the basis of rating they had given to the following statements on five points likert scale								
Statement No.	Statement	SRG	RSK	AUD	SSP	NPS	Average mean score	Mean Score
1	The teacher comes on time for the lecture and engage his lecture regularly	4.28	4.06	4.42	4.19	4.21	4.23	4.23
2	The teacher prepare well for the classes and demonstrates subject command	4.22	4.12	4.42	4.10	4.19	4.21	4.21
3	The teacher communicates effectively with the students	4.25	4.04	4.22	4.10	4.54	4.23	4.23
4	The teacher encourages students for asking question, discussion, and classroom participation	4.18	4.04	4.37	4.03	4.33	4.19	4.19
5	Your teacher makes topics easy to understand and conducts students centric learning activities	4.18	4.04	4.34	4.03	4.37	4.19	4.19
6	The teacher creates interest in the subject	4.31	4.49	4.34	4.03	4.51	4.34	4.34
7	The teacher uses ICT tools (Zoom meeting, Google classroom, youtube, email etc:)	4.27	4.45	3.90	4.04	4.06	4.14	4.14
8	The teacher is fair and transparent in internal assessment	4.21	4.48	4.13	4.55	4.09	4.29	4.29
9	The teacher informs you about course, plan, your expected competencies, course outcome and programs outcome	4.10	4.45	3.99	4.55	4.01	4.22	4.22
10	Overall rating of the teacher	4.24	4.07	4.09	4.54	4.12	4.21	4.21
Overall Score		4.23	4.23	4.22	4.22	4.24	4.23	4.23

Sr.No.	Name of Teachers	Short Form
1	DR. SUBHASH RAMCHANDRA GURJAR	SRG
2	RAJENDRA SHRIRAMPANT KORDE	RSK
3	ANAND UDEBHAN DHUNDALE	AUD
4	DR. SUBHASH SHANKARRAO PAWAR	SSP
5	NISHIGANDH PRABHAKAR SATAV	NPS

**Analysis of the Students Feedback Survey:** The students were asked to point out their feedback, perception on five point Likert scale of the degree of strongly agreeing, agreeing, neutral, disagreeing, and strongly disagreeing where 5 point was given to strongly agreeing, 4 to agreeing, 3 to neutral, 2 to disagreeing, and 1 to strongly disagreeing. After that, the recorded perceptions on the different statements were processed to obtain the students feedback analysis report. For validation purposes, statement having a mean score below 3.00 was fixed as the cut-off point; meaning that a student's feedback would be considered as disagreeing and a mean score more than 3.01 to 4.00 was fixed as the cut-off point, meaning that a student's feedback would be considered as agreeing. While mean score more than 4.00 was fixed as the cut-off point, meaning that a student's feedback would be considered as strongly agreeing

### **Conclusions:**

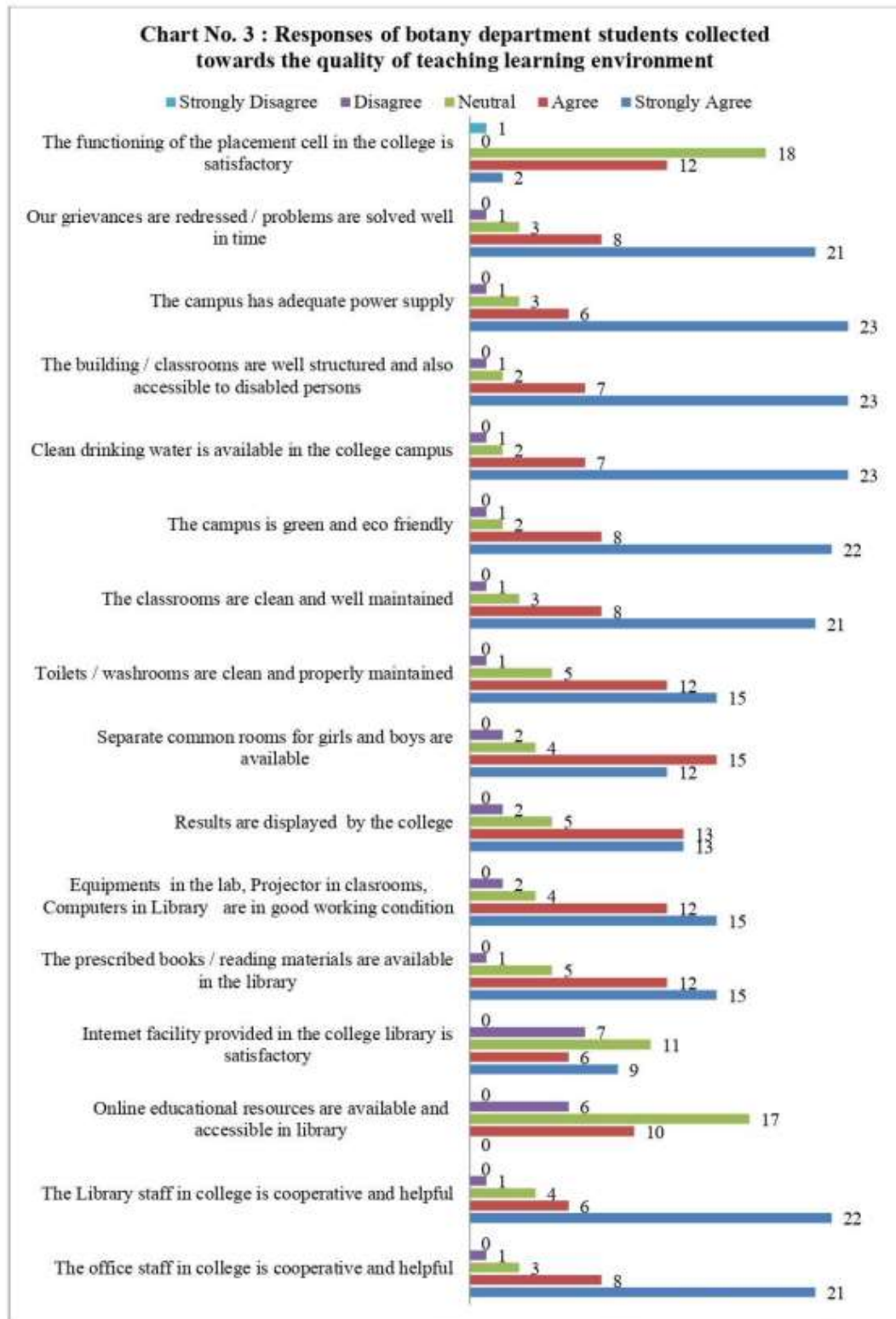
Table No.: 1, and Chart No.: 1, demonstrates the mean scores of the student's feedback report towards, quality of teaching learning environment, obtained on sixteen statements. The charts states that students had similar opinion towards all the sixteen statements ranging from 3.51 to 4.55. It may be noted that all the sixteen statements were considered as strongly agreeing since the minimum scores of any statement was not less than 4.22.

However it may be noted that a statement, 'The functioning of the placement cell in the college is satisfactory', with a mean score of 3.51 and another statement, 'Online educational resources are available and accessible in library' with a mean score of 3.60 was not rated as a significant statement by the students with the comparison of statement, 'The campus is green and eco friendly', with a mean score 4.55 and statement, 'The office staff in college is cooperative and helpful', with a mean score of 4.55. The mean scores of the responses between the degree of strongly disagreeing and strongly agreeing held by all students for all statements ranged from 3.51, 3.60, 3.96, to 4.04, 4.06, 4.51, 4.55, and so on, with an average mean score of 3.89. The statements, 'The office staff in college is cooperative and helpful', 'The campus is green and eco friendly', 'Clean drinking water is available in the college campus', had scored an average mean score of 4.55, highest strongly agreeing statement, whereas the statement, 'The functioning of the placement cell in the college is satisfactory' had scored lowest average mean of 3.51.

Table No.: 2, and Chart No.: 2, demonstrates the responses of students feedback collected on the basis of rating that they had given to the parameters about teachers teaching that are mentioned in the above table no. 2, on five points Likert scale. The mean score of student's responses towards the parameters about the teacher encouraging students for asking question discussion, and classroom participation with an average mean of 4.19, the teaching of teachers in college states that the teachers are communicating effectively with the students with an average mean of 4.23, teachers are fair and transparent in internal assessment with an average mean of 4.29, whereas with an average mean of 4.34 states that teachers are creating interest in the subject while teaching.

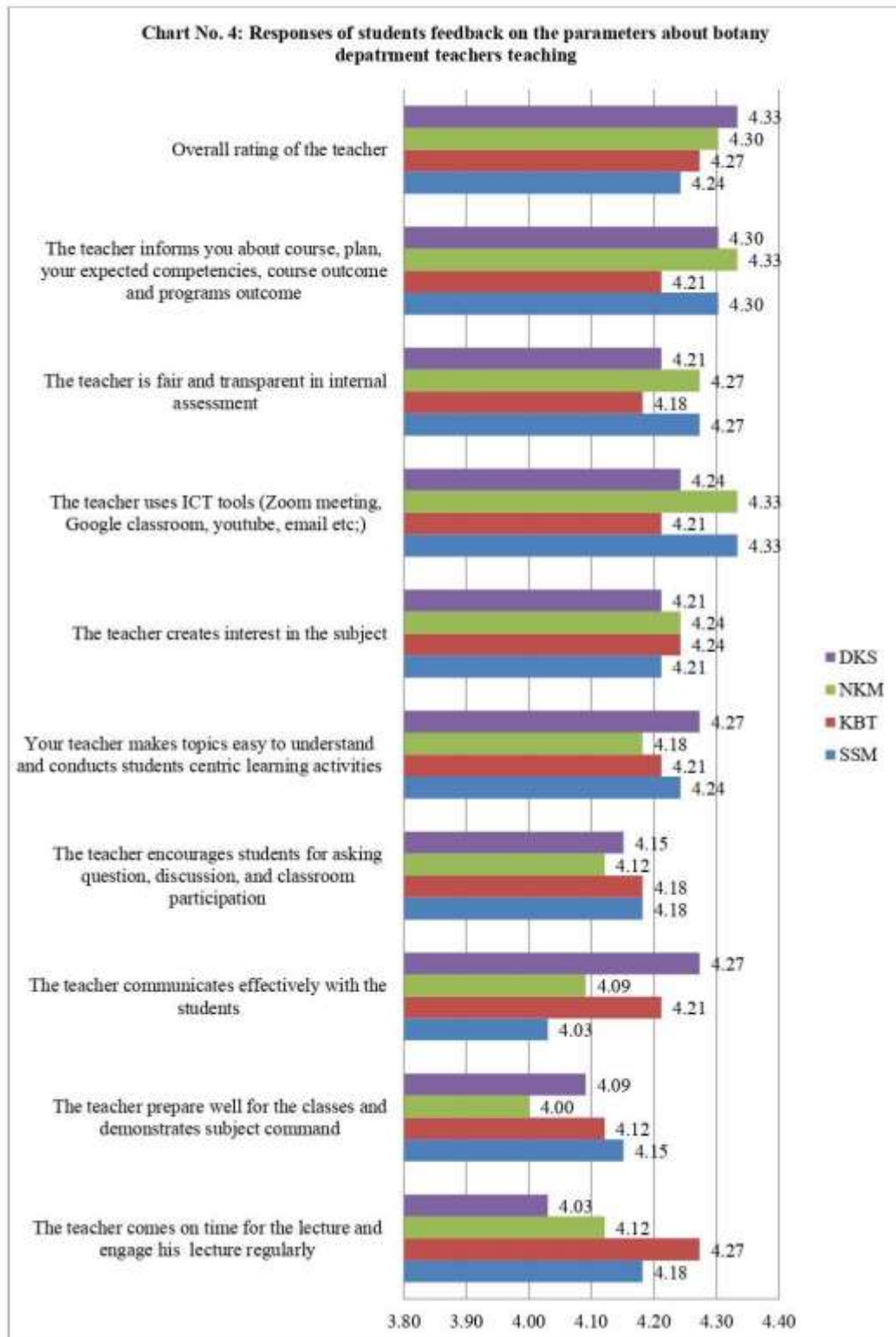
### **Action Taken:**

The analysis of feedback report was forwarded to the Principal, HOD's of social humanities department and was also discussed in the meeting held by IQAC coordinator for taking collectively correct action to minimize the dissatisfaction of students were the minimum mean score is less than 4.00.



**Table No. 3: Mean score of botany department student's responses towards the statements about the teaching-learning environment in college**

SFF.No.	M.S.	SFF.No.	M.S.
1	4.80	21	3.80
2	3.00	22	4.87
3	4.73	23	4.80
4	4.73	24	3.80
5	4.07	25	3.27
6	4.00	26	4.80
7	4.47	27	4.53
8	4.47	28	3.80
9	4.40	29	4.87
10	4.80	30	4.87
11	4.80	31	4.73
12	4.67	32	2.00
13	4.33	33	2.87
14	4.47		
15	4.00		
16	4.53		
17	4.73		
18	4.67		
19	3.80		
20	3.80		
<b>Overall Mean Score of all Students Feedback Form =</b>			<b>4.25</b>



**Table No.4: Mean score of students responses towards the parameters about the teaching of botany department teachers in college**

Responses of students feedback collected on the basis of rating they had given to the following statements on five points likert scale							
Statement No.	Statement	SSM	KBT	NKM	DKS	Average mean score	Mean Score
1	The teacher comes on time for the lecture and engage his lecture regularly	4.18	4.27	4.12	4.03	4.15	4.15
2	The teacher prepare well for the classes and demonstrates subject command	4.15	4.12	4.00	4.09	4.09	4.09
3	The teacher communicates effectively with the students	4.03	4.21	4.09	4.27	4.15	4.15
4	The teacher encourages students for asking question, discussion, and classroom participation	4.18	4.18	4.12	4.15	4.16	4.16
5	Your teacher makes topics easy to understand and conducts students centric learning activities	4.24	4.21	4.18	4.27	4.23	4.23
6	The teacher creates interest in the subject	4.21	4.24	4.24	4.21	4.23	4.23
7	The teacher uses ICT tools (Zoom meeting, Google classroom, youtube, email etc.)	4.33	4.21	4.33	4.24	4.28	4.28
8	The teacher is fair and transparent in internal assessment	4.27	4.18	4.27	4.21	4.23	4.23
9	The teacher informs you about course, plan, your expected competencies, course outcome and programs outcome	4.30	4.21	4.33	4.30	4.29	4.29
10	Overall rating of the teacher	4.24	4.27	4.30	4.33	4.29	4.29
Overall Score		4.22	4.21	4.20	4.21	4.21	4.21

Sr.No.	Name of Teachers	Short Form
1	PROF. S. S. MHASAL	SSM
2	PROF. DR. K. B. THENG	KBT
3	PROF. DR. D. K. SHERKAR	NKM
4	PROF. DR. N. K. MORE	DKS

**Conclusions:**

Table No. 3 and Chart No.: 3, demonstrates the mean scores of the student's feedback report towards the attributes of teaching- learning environment, obtained on sixteen statements. The charts states that maximum students had opinion towards all sixteen statements ranging from 3.80 to 4.58. It may be noted that all the sixteen statements were considered as strongly agreeing since the minimum scores of any statement was not less than 4.25.

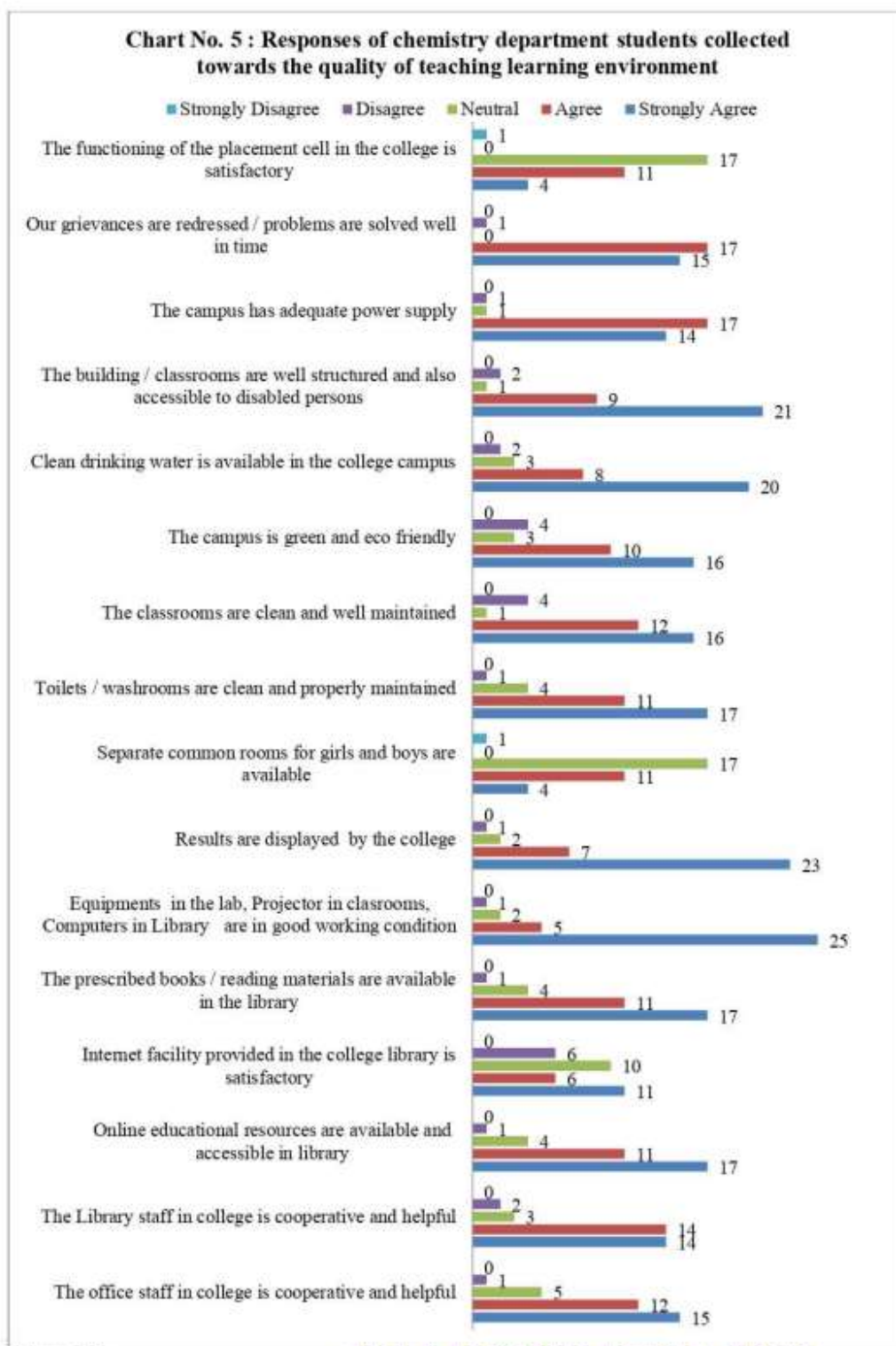
However, it may be noted that a statement, 'students grievances are redressed / problems are solved well in time', with a mean score of 4.48 and another statement, 'the classrooms are clean and well maintained', with a mean score of 4.48. On the other hand this statement, 'online educational resources are available and accessible in library', with a mean score of 3.12 was not rated as a significant statement by the students with the comparison of statement, 'Equipments in the lab, projector in classrooms, computers in library are in good working condition', with a mean score 4.21.

Table No.: 4, and Chart No.: 4, demonstrates the responses of students feedback collected on the basis of rating that they had given to the parameters that are mentioned in the above table no. 4, on five points Likert scale. The mean score of student's responses towards the parameters about the teaching of teachers in college states that the teachers are using ICT tools (Zoom meeting, Google classroom, youtube, etc;) to teach the lessons with an average mean of 4.28, teachers are fair and transparent in internal assessment with an average mean of 4.23, whereas with an average mean of 4.23 states that teachers are creating interest in the subject while teaching and makes topics easy to understand and conducts students centric learning activities.

**Action Taken:**

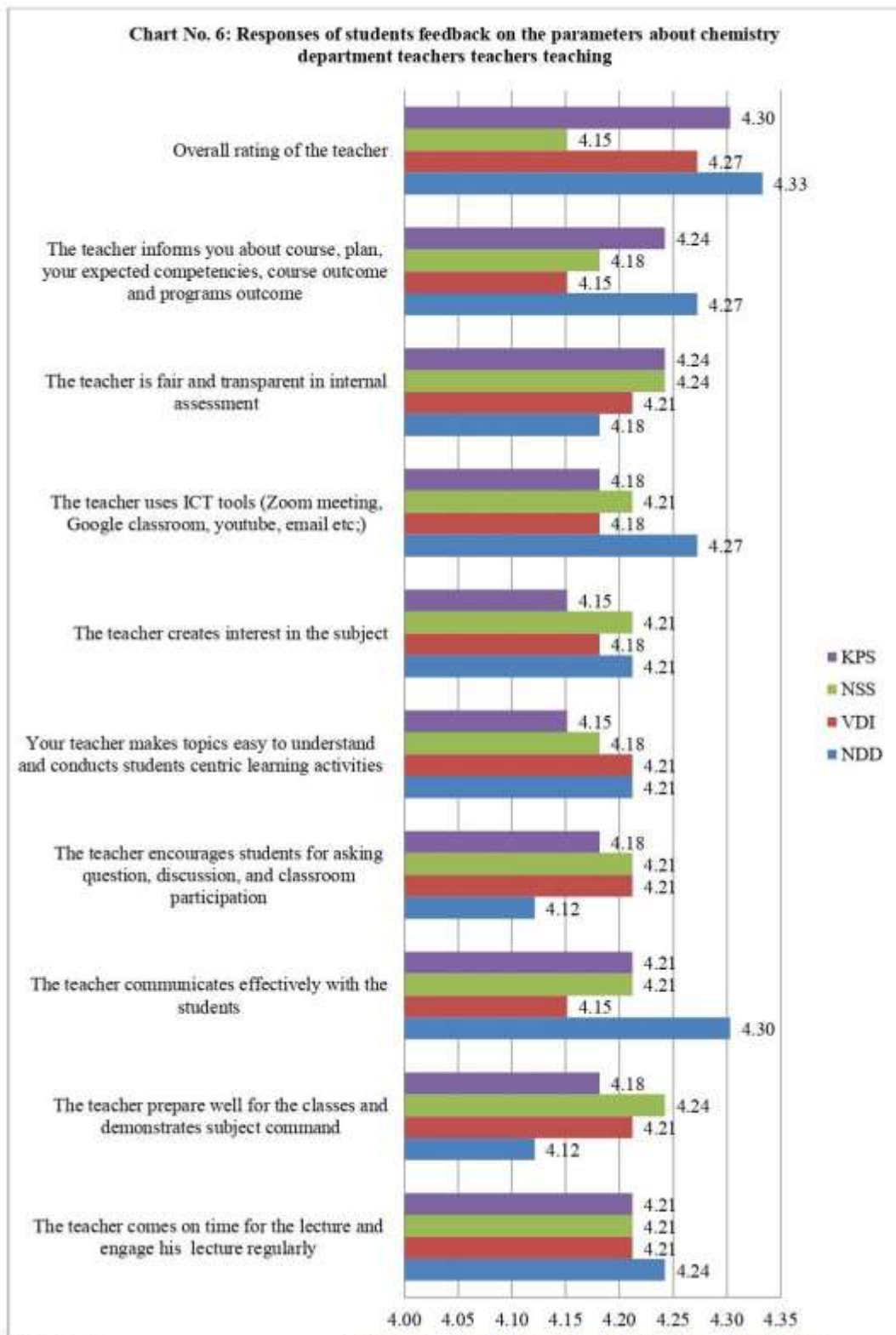
The analysis of feedback report was forwarded to the principal and HOD of botany department and was also discussed in the meeting held by IQAC coordinator for taking collectively correct action to minimize the dissatisfaction of students were the minimum mean score is less than 4.00





**Table No. 5: Mean score of chemistry department student's responses towards the statements about the teaching-learning environment in college**

SFF.No.	M.S.	SFF.No.	M.S.
1	4.73	21	4.00
2	3.80	22	4.67
3	4.73	23	4.80
4	4.40	24	3.53
5	3.53	25	3.53
6	3.80	26	4.40
7	4.13	27	4.33
8	4.27	28	3.60
9	4.47	29	4.60
10	4.87	30	4.60
11	4.93	31	4.20
12	4.73	32	2.67
13	3.87	33	5.00
14	4.60		
15	3.67		
16	4.00		
17	4.67		
18	4.40		
19	3.87		
20	5.00		
<b>Overall Mean Score of all Students Feedback Form =</b>			<b>4.25</b>



**Table No.6: Mean score of students responses towards the parameters about the teaching of chemistry department teachers in college**

Responses of students feedback collected on the basis of rating they had given to the following statements on five points likert scale							
Statement No.	Statement	NDD	VDI	NSS	KPS	Average mean score	Mean Score
1	The teacher comes on time for the lecture and engage his lecture regularly	4.24	4.21	4.21	4.21	4.22	4.22
2	The teacher prepare well for the classes and demonstrates subject command	4.12	4.21	4.24	4.18	4.19	4.19
3	The teacher communicates effectively with the students	4.30	4.15	4.21	4.21	4.22	4.22
4	The teacher encourages students for asking question, discussion, and classroom participation	4.12	4.21	4.21	4.18	4.18	4.18
5	Your teacher makes topics easy to understand and conducts students centric learning activities	4.21	4.21	4.18	4.15	4.19	4.19
6	The teacher creates interest in the subject	4.21	4.18	4.21	4.15	4.19	4.19
7	The teacher uses ICT tools (Zoom meeting, Google classroom, youtube, email etc;)	4.27	4.18	4.21	4.18	4.21	4.21
8	The teacher is fair and transparent in internal assessment	4.18	4.21	4.24	4.24	4.22	4.22
9	The teacher informs you about course, plan, your expected competencies, course outcome and programs outcome	4.27	4.15	4.18	4.24	4.21	4.21
10	Overall rating of the teacher	4.33	4.27	4.15	4.30	4.27	4.27
Overall Score		4.23	4.20	4.21	4.21	4.21	4.21

Sr.No.	Name of Teachers	Short Form
1	PROF. N. D. DAHAKE	NDD
2	PROF. DR. V. D. INGLE	VDI
3	PROF. N. S. SHELKE	NSS
4	PROF. K. P. SABALE	KPS

**Conclusions:**

Table No. 5 and Chart No.: 5, demonstrates the mean scores of the student's feedback report towards the attributes of teaching- learning environment, obtained on sixteen statements. The charts states that maximum students had opinion towards all sixteen statements ranging from 3.53 to 4.93. It may be noted that all the sixteen statements were considered as strongly agreeing since the minimum scores of any statement was not less than 4.25.

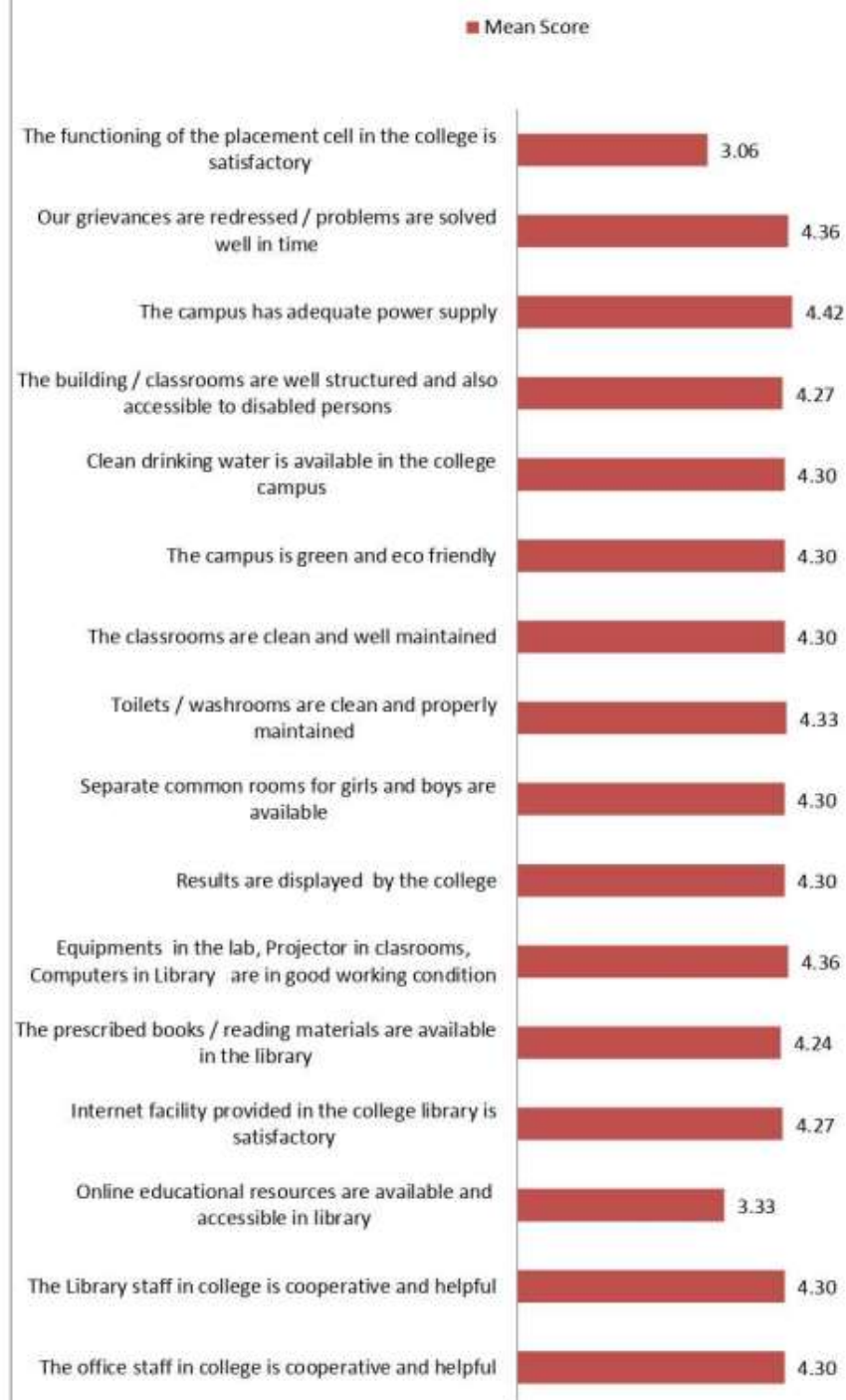
However, it may be noted that a statement, 'equipments in the lab, Projector in classrooms, Computers in Library are in good working condition', with a mean score of 4.64 and another statement, 'the building / classrooms are well structured and also accessible to disabled persons', with a mean score of 4.48. On the other hand this statement, 'online educational resources are available and accessible in library', with a mean score of 3.67 and another statement, 'the functioning of the placement cell in the college is satisfactory', with a mean score of 3.52, were not rated as a significant statements by the students with the comparison of statement, 'online educational resources are available and accessible in library', with a mean score 4.33.

Table No.: 6, and Chart No.: 6, demonstrates the responses of students feedback collected on the basis of rating that they had given to the parameters that are mentioned in the above table no. 4, on five points Likert scale. The mean score of student's responses towards the parameters about the teaching of teachers in college states that the teachers are using ICT tools (Zoom meeting, Google classroom, youtube, etc;) to teach the lessons with an average mean of 4.21, teachers are coming on time for the lecture and engaging their lecture regularly with a mean score of 4.22, the teacher are informing about course, plan, and also informed students expected competencies, course outcome and programs outcome with an average mean of 4.21, whereas with an average mean of 4.22 states that the teacher are fair and transparent in internal assessment.

**Action Taken:**

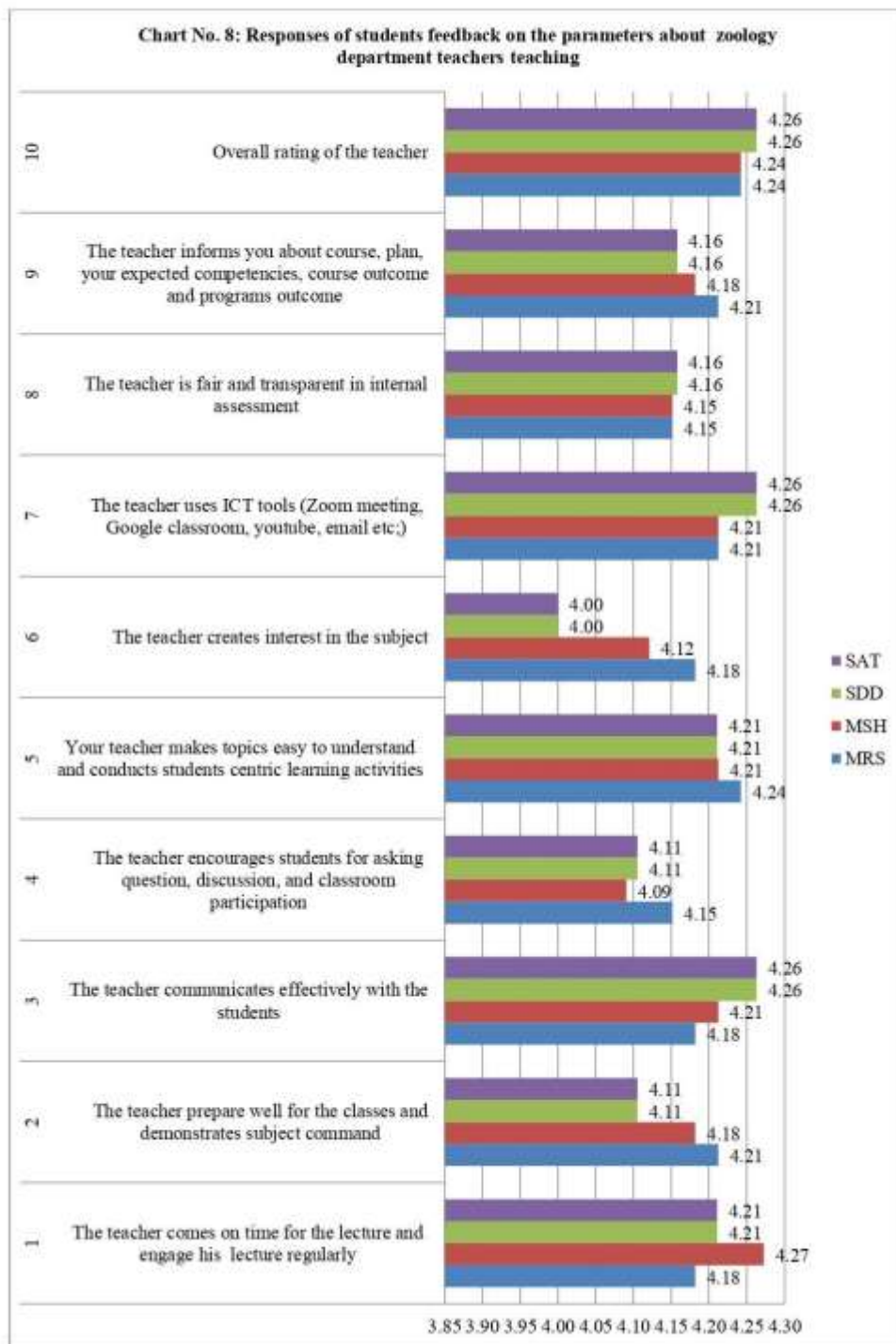
The analysis of feedback report was forwarded to the principal and HOD of botany department and was also discussed in the meeting held by IQAC coordinator for taking collectively correct action to minimize the dissatisfaction of students were the minimum mean score is less than 4.00

**Chart No.7: Mean score of the zoology department students feedback on the statements showing the quality of teaching- learning environment**



**Table No. 7: Mean score of zoology department student's responses towards the statements about the teaching-learning environment in college**

SFF.No.	M.S.	SFF.No.	M.S.
1	4.00	21	4.87
2	4.93	22	4.87
3	4.93	23	4.87
4	4.00	24	3.33
5	4.00	25	4.00
6	4.00	26	3.93
7	4.53	27	4.87
8	3.93	28	4.80
9	4.93	29	4.87
10	4.93	30	4.87
11	2.00	31	4.87
12	3.20	32	4.87
13	4.00	33	3.60
14	3.87		
15	3.93		
16	3.93		
17	4.93		
18	3.07		
19	3.60		
20	4.87		
<b>Overall Mean Score of all Students Feedback Form =</b>			<b>4.25</b>





**Table No.8: Mean score of students responses towards the parameters about the teaching of zoology department teachers in college**

Responses of students feedback collected on the basis of rating they had given to the following statements on five points likert scale							
Statement No.	Statement	MRS	MSH	SDD	SAT	Average mean score	Mean Score
1	The teacher comes on time for the lecture and engage his lecture regularly	4.18	4.27	4.21	4.21	4.23	4.22
2	The teacher prepare well for the classes and demonstrates subject command	4.21	4.18	4.11	4.11	4.20	4.16
3	The teacher communicates effectively with the students	4.18	4.21	4.26	4.26	4.20	4.22
4	The teacher encourages students for asking question, discussion, and classroom participation	4.15	4.09	4.11	4.11	4.12	4.11
5	Your teacher makes topics easy to understand and conducts students centric learning activities	4.24	4.21	4.21	4.21	4.23	4.22
6	The teacher creates interest in the subject	4.18	4.12	4.00	4.00	4.15	4.09
7	The teacher uses ICT tools (Zoom meeting, Google classroom, youtube, email etc.)	4.21	4.21	4.26	4.26	4.21	4.23
8	The teacher is fair and transparent in internal assessment	4.15	4.15	4.16	4.16	4.15	4.15
9	The teacher informs you about course, plan, your expected competencies, course outcome and programs outcome	4.21	4.18	4.16	4.16	4.20	4.18
10	Overall rating of the teacher	4.24	4.24	4.26	4.26	4.26	4.25
Overall Score		4.20	4.19	4.17	4.17	4.19	4.19

Sr.No.	Name of Teachers	Short Form
1	PROF. DR. MEGHA. R. SOLANKE	MRS
2	PROF. DR. MADHURI. S. HINGANKAR	MSH
3	PROF. SUSHIL D. DESHMUKH	SDD
4	PROF. SONALI A. TAYDE	SAT

**Conclusions:**

Table No. 7 and Chart No.: 7, demonstrates the mean scores of the student's feedback report towards the attributes of teaching- learning environment, obtained on sixteen statements. The charts states that maximum students had opinion towards all sixteen statements ranging from 3.06 to 4.42. It may be noted that all the sixteen statements were considered as strongly agreeing since the minimum scores of any statement was not less than 4.25.

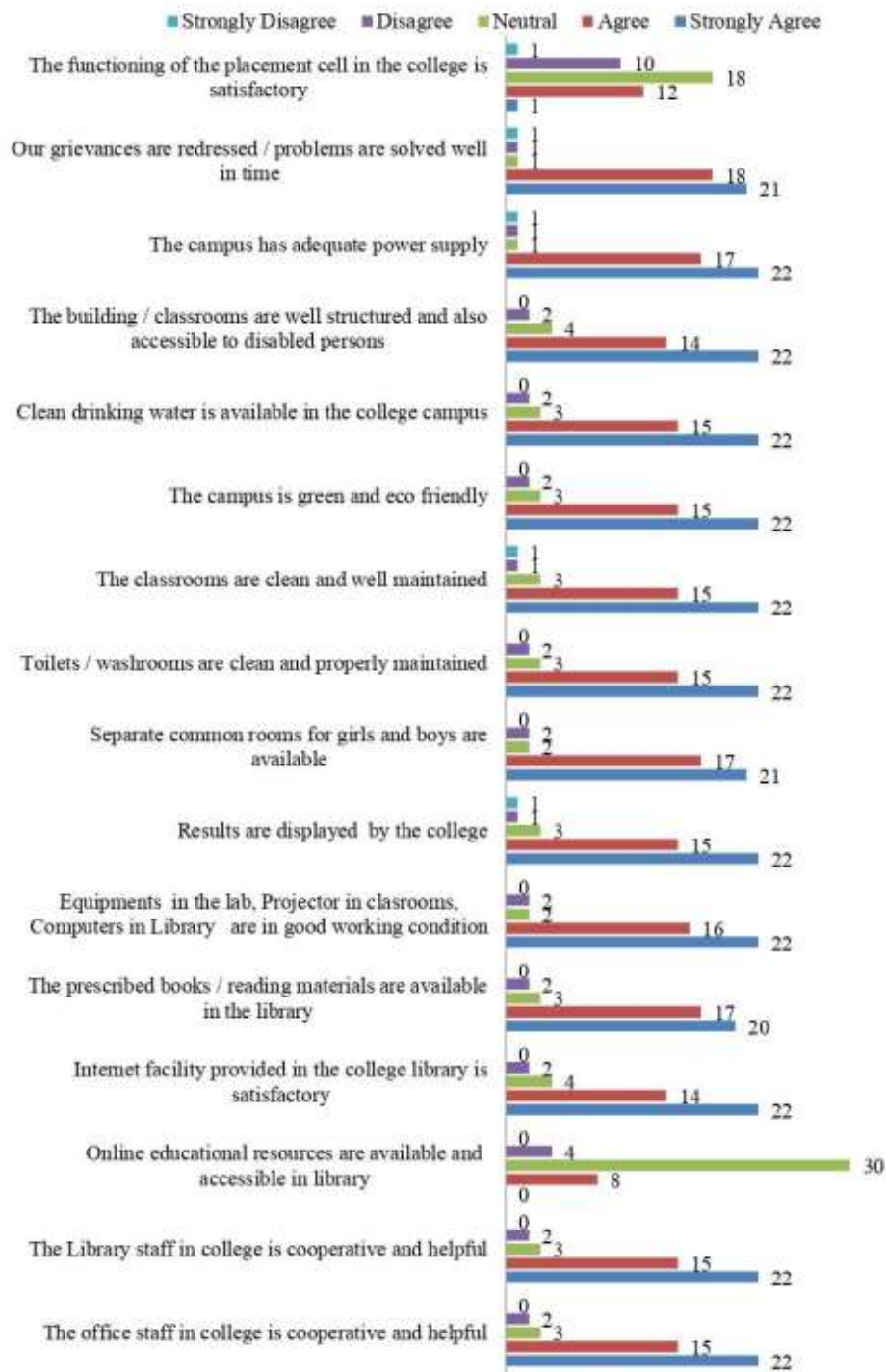
However, it may be noted that a statement, 'The campus has adequate power supply', with a mean score of 4.42 and another statement, 'equipments in the lab, projector in classrooms, computers in library are in good working condition', with a mean score of 4.36. On the other hand this statement, 'the functioning of the placement cell in the college is satisfactory', with a mean score of 3.06, was not rated as a significant statement by the students with the comparison of statement, 'the office staff and library staff in college is cooperative and helpful, with a mean score of 4.30.

Table No.: 8, and Chart No.: 8, demonstrates the responses of students feedback collected on the basis of rating that they had given to the parameters that are mentioned in the above table no. 8, on five points Likert scale. The mean score of student's responses towards the parameters about the teaching of teachers in college states that the teacher makes topics easy to understand and conducts students centric learning activities with an average mean of 4.22, teacher comes on time for the lecture and engage their lecture regularly with an average mean of 4.22, whereas with an average mean of 4.23 states that teacher uses ICT tools (Zoom meeting, Google classroom, youtube, email etc;).

**Action Taken:**

The analysis of feedback report was forwarded to the principal and HOD of zoology department and was also discussed in the meeting held by IQAC coordinator for taking collectively correct action to minimize the dissatisfaction of students were the minimum mean score is less than 4.00

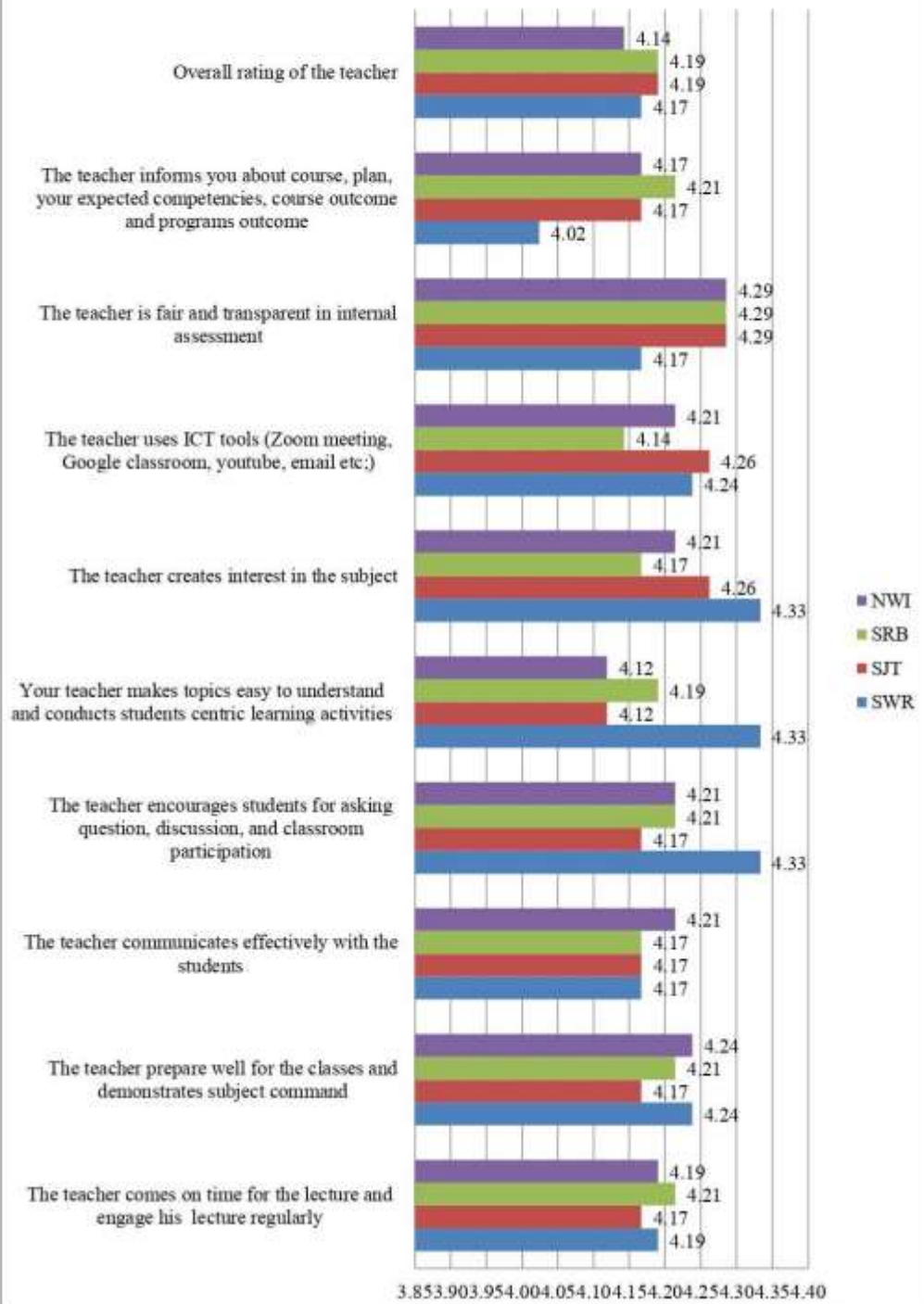
**Chart No. 9: Responses of commerce department students collected towards the quality of teaching learning environment**



**Table No.9: Mean score of art department student's responses towards the statements about the teaching-learning environment in college**

SFF.No.	M.S.	SFF.No.	M.S.	SFF.No.	M.S.
1	4.00	21	4.86	41	3.93
2	4.93	22	4.86	42	4.00
3	4.93	23	4.86		
4	1.86	24	3.36		
5	3.93	25	3.93		
6	3.93	26	3.93		
7	4.50	27	4.86		
8	3.93	28	4.79		
9	4.93	29	4.86		
10	4.93	30	4.86		
11	2.00	31	4.86		
12	3.21	32	4.86		
13	3.93	33	3.79		
14	3.86	34	3.86		
15	3.93	35	4.79		
16	3.93	36	4.86		
17	4.93	37	4.86		
18	3.00	38	4.86		
19	4.86	39	4.86		
20	4.86	40	3.93		
<b>Overall Mean Score of all Students Feedback Form =</b>					<b>4.26</b>

**Chart No. 10: Responses of students feedback on the parameters about commerce department teachers teaching**



**Table No.10: Mean score of students responses towards the parameters about the teaching of commerce department teachers in college**

Responses of students feedback collected on the basis of rating they had given to the following statements on five points likert scale							
Statement No.	Statement	SWR	SJT	SRB	NWI	Average mean score	Mean Score
1	The teacher comes on time for the lecture and engage his lecture regularly	4.19	4.17	4.21	4.19	4.19	4.20
2	The teacher prepare well for the classes and demonstrates subject command	4.24	4.17	4.21	4.24	4.21	4.20
3	The teacher communicates effectively with the students	4.17	4.17	4.17	4.21	4.18	4.20
4	The teacher encourages students for asking question, discussion, and classroom participation	4.33	4.17	4.21	4.21	4.23	4.21
5	Your teacher makes topics easy to understand and conducts students centric learning activities	4.33	4.12	4.19	4.12	4.19	4.20
6	The teacher creates interest in the subject	4.33	4.26	4.17	4.21	4.24	4.21
7	The teacher uses ICT tools (Zoom meeting, Google classroom, youtube, email etc:)	4.24	4.26	4.14	4.21	4.21	4.20
8	The teacher is fair and transparent in internal assessment	4.17	4.29	4.29	4.29	4.26	4.19
9	The teacher informs you about course. plan, your expected competencies, course outcome and programs outcome	4.02	4.17	4.21	4.17	4.14	4.17
10	Overall rating of the teacher	4.17	4.19	4.19	4.14	4.17	4.19
Overall Score		4.22	4.20	4.20	4.20	4.20	4.20

Sr.No.	Name of Teachers	Short Form
1	PROF.DR.SATISH .W.RANE	SWR
2	PROF. DR. SANJAY .J. TALE	SJT
3	PROF. SURESH .R.BHALTADAK	SRB
4	PROF. NAGESH .W. INGLE	NWI

**Conclusions:**

Table No. 9 and Chart No.: 9, demonstrates the mean scores of the student's feedback report towards the attributes of teaching- learning environment, obtained on sixteen statements. The charts states that maximum students had opinion towards all sixteen statements ranging from 3.05 to 4.38. It may be noted that all the sixteen statements were considered as strongly agreeing since the minimum scores of any statement was not less than 4.26.

However, it may be noted that a statement, 'the office staff and library staff in college is cooperative and helpful', with a mean score of 4.36 and another statement, 'equipments in the lab, projector in classrooms, computers in library are in good working condition', with a mean score of 4.38. On the other hand these statement like, 'the functioning of the placement cell in the college is satisfactory', and 'online educational resources are available and accessible in library' with a mean score of 3.05 and 3.10 respectively, were not rated as a significant statement by the students with the comparison of statement, 'the campus has adequate power supply, with a mean score of 4.38.

Table No.: 10, and Chart No.: 10, demonstrates the responses of students feedback collected on the basis of rating that they had given to the parameters that are mentioned in the above table no. 8, on five points Likert scale. The mean score of student's responses towards the parameters about the teaching of teachers in college states that the teachers are well prepared for the classes and demonstrates subject command, teachers are coming on time for the lecture and engage their lecture regularly, and teacher makes topics easy to understand and conducts students centric learning activities, with an average mean of 4.20 respectively, teacher uses ICT tools (Zoom meeting, Google classroom, youtube, email etc;) with an average mean of 4.20, whereas with an average mean of 4.17 states that teacher informs students about course plan, students expected competencies, course outcome and programs outcome.

**Action Taken:**

The analysis of feedback report was forwarded to the principal and HOD of commerce department and was also discussed in the meeting held by IQAC coordinator for taking collectively correct action to minimize the dissatisfaction of students were the minimum mean score is less than 4.00

Satpuda Education Society, Jalgoan (Jamod)'s  
**ARTS & COMMERCE COLLEGE WARVAT BAKAL**  
**STUDENTS' FEEDBACK**

Name of Student: Ku. Bharti Mohan Rajankar

Class: B. A III yr Semester: VJ Year: 20-21

Your responses will be seen only after your course results have been finalized and recorded. The information will be used only for the improvement of the course and teaching in future. You need not disclose your name if you do not wish to. You may tick more than one answer to a question to the extent that they do not contradict each other.

Rating: 5 Strongly Agree, 4 Agree, 3 Neutral, 2 Disagree, 1 Strongly Disagree

Sr. No.	Parameters	MAR	ENG	HIS	POL	ECO
		AUD	NPS	SSP	RSK	SRG
1	The teacher comes on time for the lecture and engage his lecture regularly	4	3	5	3	3
2	The teacher prepare well for the classes and demonstrates subject command	3	5	4	3	3
3	The teacher communicates effectively with the students	4	5	4	4	3
4	The teacher encourages students for asking question, discussion, and classroom participation	3	3	5	4	3
5	Your teacher makes topics easy to understand and conducts students centric learning activities	4	3	5	4	4
6	The teacher creates interest in the subject	5	5	3	3	5
7	The teacher uses ICT tools ( LCD projector, multimedia, email etc;	3	4	4	3	5
8	The teacher is fair and transparent in internal assessment	4	3	4	3	4
9	The teacher informs you about course, plan, your expected competencies, course outcome and programs outcome	4	5	5	3	4
10	Overall rating of the teacher	4	3	4	3	4

03-08-21  
Date:

*Bharti*  
Signature



Satpuda Education Society, Jalgoan (Jamod)'s  
**ARTS & COMMERCE COLLEGE WARVAT BAKAL**  
 STUDENTS' FEEDBACK

Name: Ku. Arti Shivdas Dhole.  
 Class: BSC 3<sup>rd</sup> year Semester: VI Year: 2020-21  
 Department: chemistry Programme: \_\_\_\_\_

Dear Students,

This form has been designed to seek feedback from you to strengthen the quality of teaching-learning environment, to provide best possible facilities and modern infrastructure. The information provided by you will be kept confidential.

Direction: For each of item please indicate your level of agreement with the following statements by selecting appropriate option **Strongly Agree, Agree, Neutral, Disagree, and Strongly Disagree**

Statement	Strongly Agree	Agree	Neutral	Disagree	Strongly Disagree
The office staff in college is cooperative and helpful		04			
The Library staff in college is cooperative and helpful		04			
Online educational resources are available and accessible in library		04			
Internet facility provided in the college library is satisfactory		04			
The prescribed books / reading materials are available in the library		04			
Equipments in the lab, Projector in classrooms, Computers in Library are in good working condition	05				
Results are displayed by the college		04			
Separate common rooms for girls and boys are available	05				
Toilets / washrooms are clean and properly maintained		04			

13

Satpuda Education Society, Jalgoan (Jambod)'  
**ARTS & COMMERCE COLLEGE WARVAT BAKAL**  
**STUDENTS' FEEDBACK**

Department of Chemistry

Name of Student: Ku. Arti Shivdas Dhole  
 Class: BSc 3<sup>rd</sup> year Semester: VI Year: 2020-21

Your responses will be seen only after your course results have been finalized and recorded.  
 The information will be used only for the improvement of the course and teaching in future.  
 You need not disclose your name if you do not wish to.  
 You may tick more than one answer to a question to the extent that they do not contradict each other.

Rating: 5 Strongly Agree, 4 Agree, 3 Neutral, 2 Disagree, 1 Strongly Disagree

Sr. No.	Parameters	Mr N.D. Dahake	Mr N.S. Shelke	Mr K.P. Sabale	Dr. V.D. Ingle
1	The teacher comes on time for the lecture and engage his lecture regularly	05	02	04	04
2	The teacher prepare well for the classes and demonstrates subject command	05	02	04	04
3	The teacher communicates effectively with the students	05	02	04	04
4	The teacher encourages students for asking question, discussion, and classroom participation	05	02	04	04
5	Your teacher makes topics easy to understand and conducts students centric learning activities	05	02	04	04
6	The teacher creates interest in the subject	05	02	04	03
7	The teacher uses ICT tools ( LCD projector, multimedia, email etc,	05	02	04	03
8	The teacher is fair and transparent in internal assessment	05	02	04	03
9	The teacher informs you about course, plan, your expected competencies, course outcome and programs outcome	05	02	05	03
10	Overall rating of the teacher	05	02	05	03

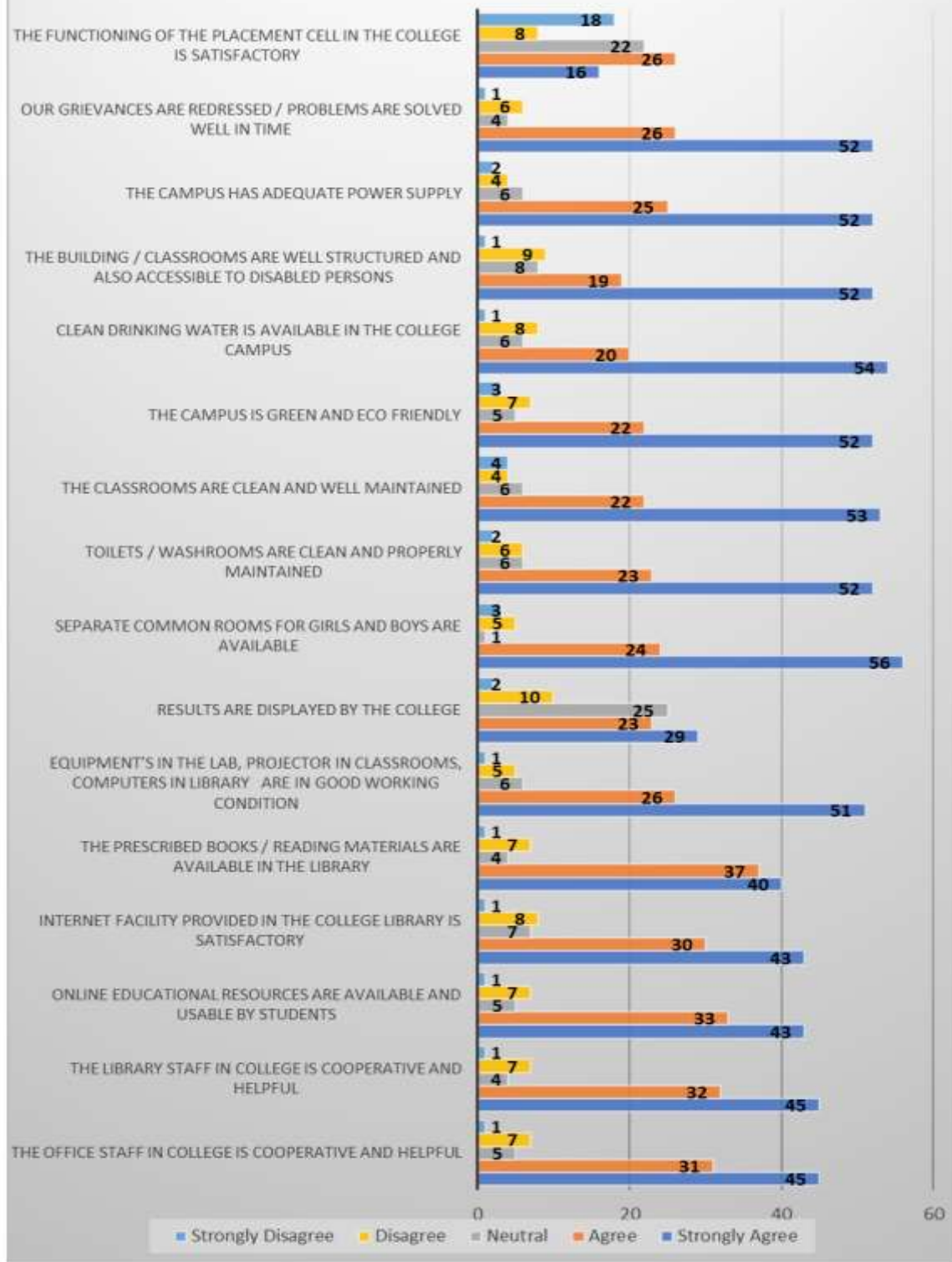
Date

AS Dhole  
Signature

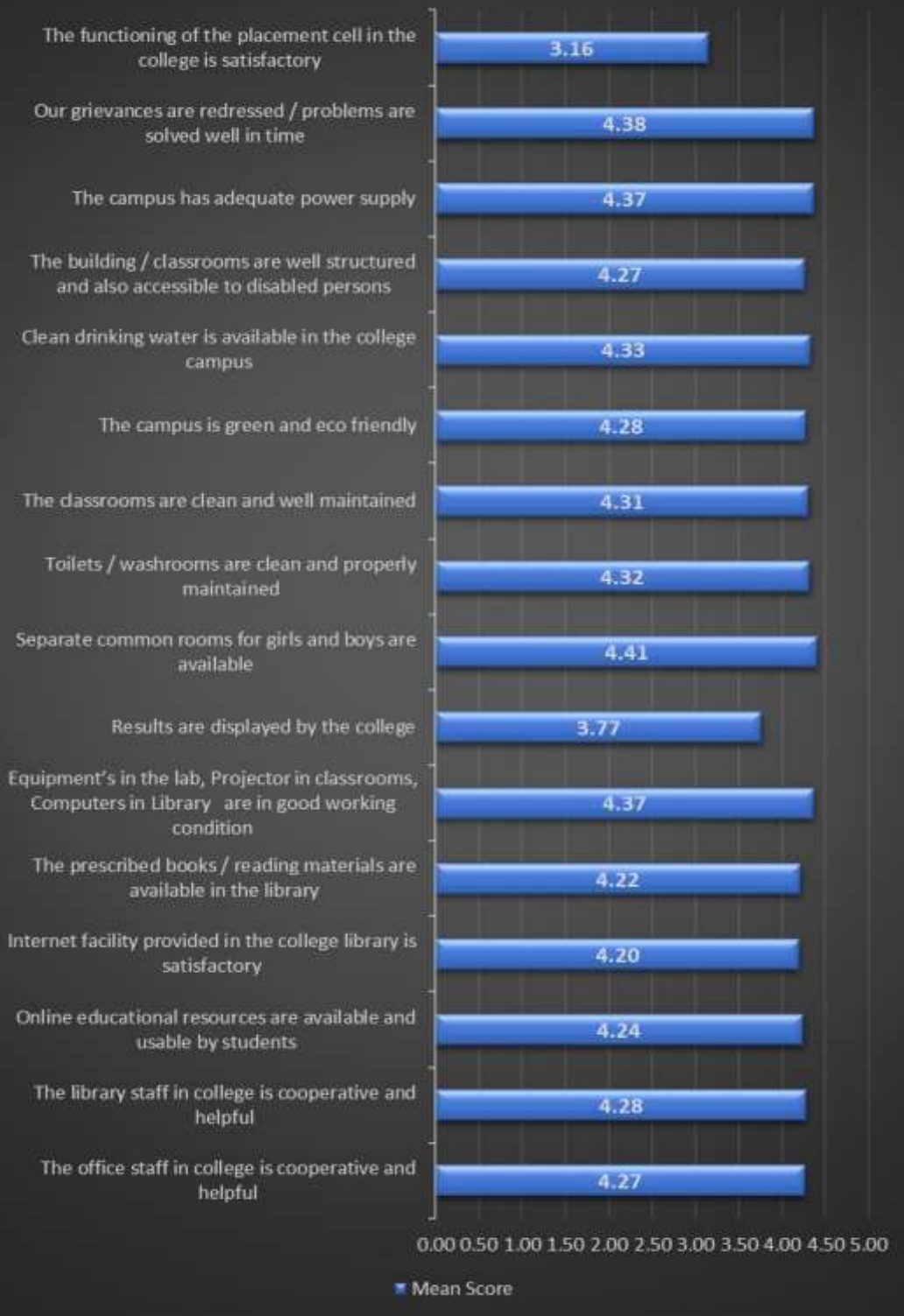


  
**Principal**  
 Arts & Commerce College,  
 Warvat Bakal, Jalgoan

**Chart No.1: Overall Teaching and Learning Environmental Feedback Responses from Students**



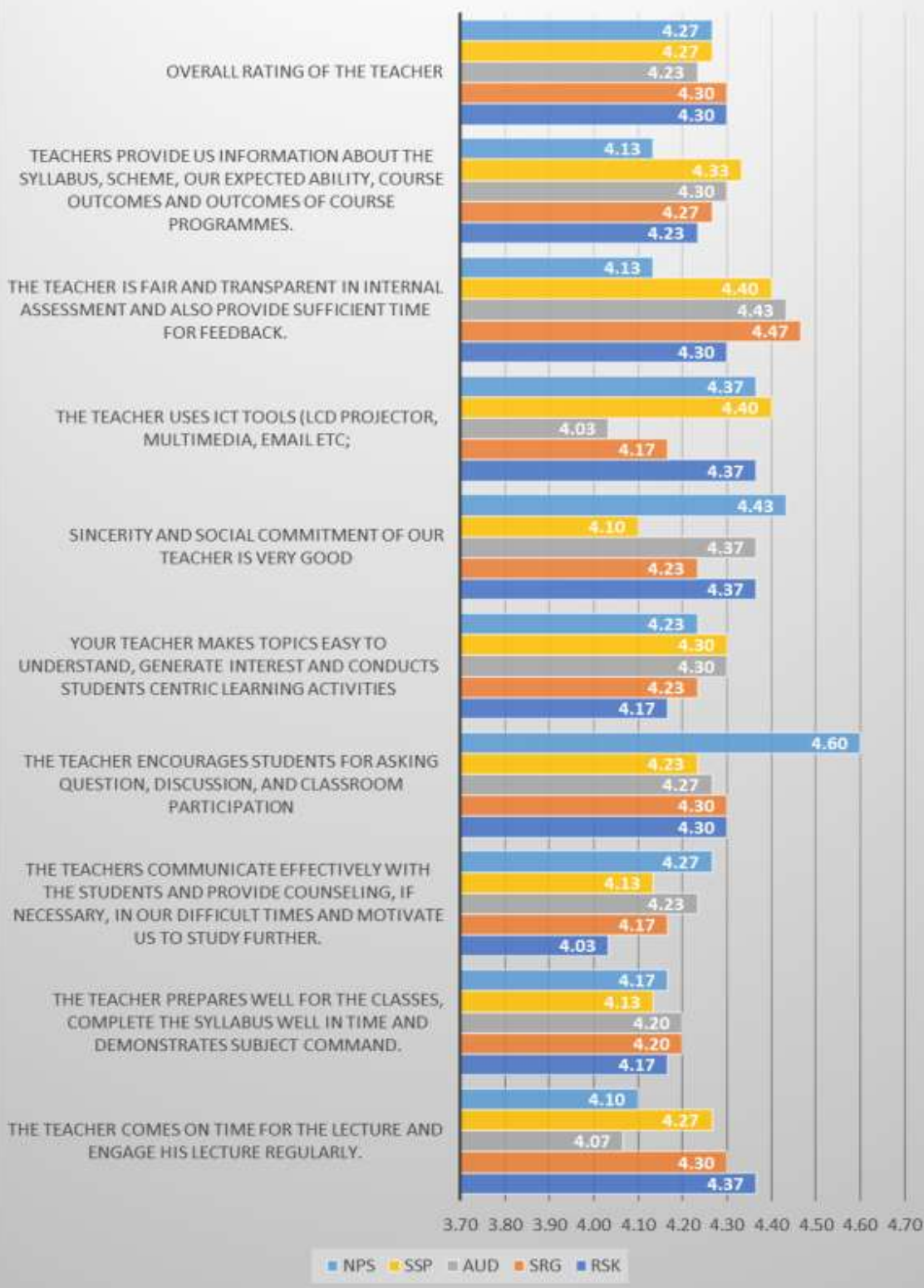
**Chart No.2: Mean Score of Overall Teaching and Learning Environmental Feedback Responses from Students**



**Table No.1: Mean score of Arts and Commerce College student's responses towards the statements about the teaching-learning environment.**

SFF.No.	M.S.	SFF.No.	M.S.	SFF.No.	M.S.
1	4.81	31	1.94	61	4.00
2	4.00	32	5.00	62	4.00
3	4.00	33	5.00	63	4.75
4	4.56	34	2.06	64	4.75
5	4.75	35	3.81	65	4.81
6	4.69	36	4.94	66	1.94
7	4.81	37	1.94	67	2.75
8	3.25	38	4.25	68	1.94
9	4.88	39	4.50	69	4.81
10	4.06	40	4.88	70	4.69
11	4.00	41	4.81	71	4.88
12	1.00	42	4.50	72	4.88
13	4.69	43	4.50	73	4.69
14	4.81	44	4.00	74	4.75
15	4.81	45	4.69	75	4.75
16	4.00	46	4.94	76	4.63
17	2.81	47	4.94	77	4.63
18	3.44	48	4.00	78	4.00
19	3.94	49	3.94	79	4.75
20	4.06	50	4.00	80	4.63
21	2.19	51	4.50	81	4.75
22	4.31	52	4.44	82	4.88
23	3.94	53	3.19	83	4.19
24	4.81	54	4.88	84	4.44
25	4.88	55	4.75	85	4.63
26	3.88	56	4.88	86	4.56
27	2.00	57	3.88	87	4.00
28	3.44	58	3.88	88	4.81
29	4.75	59	4.81	89	4.81
30	4.88	60	4.63	90	4.88
<b>Overall Mean Score of all Students Feedback Form =</b>					<b>4.20</b>

**Chart No.3: Mean Score of students feedback responses towards the statements about Art's faculty teachers teaching**

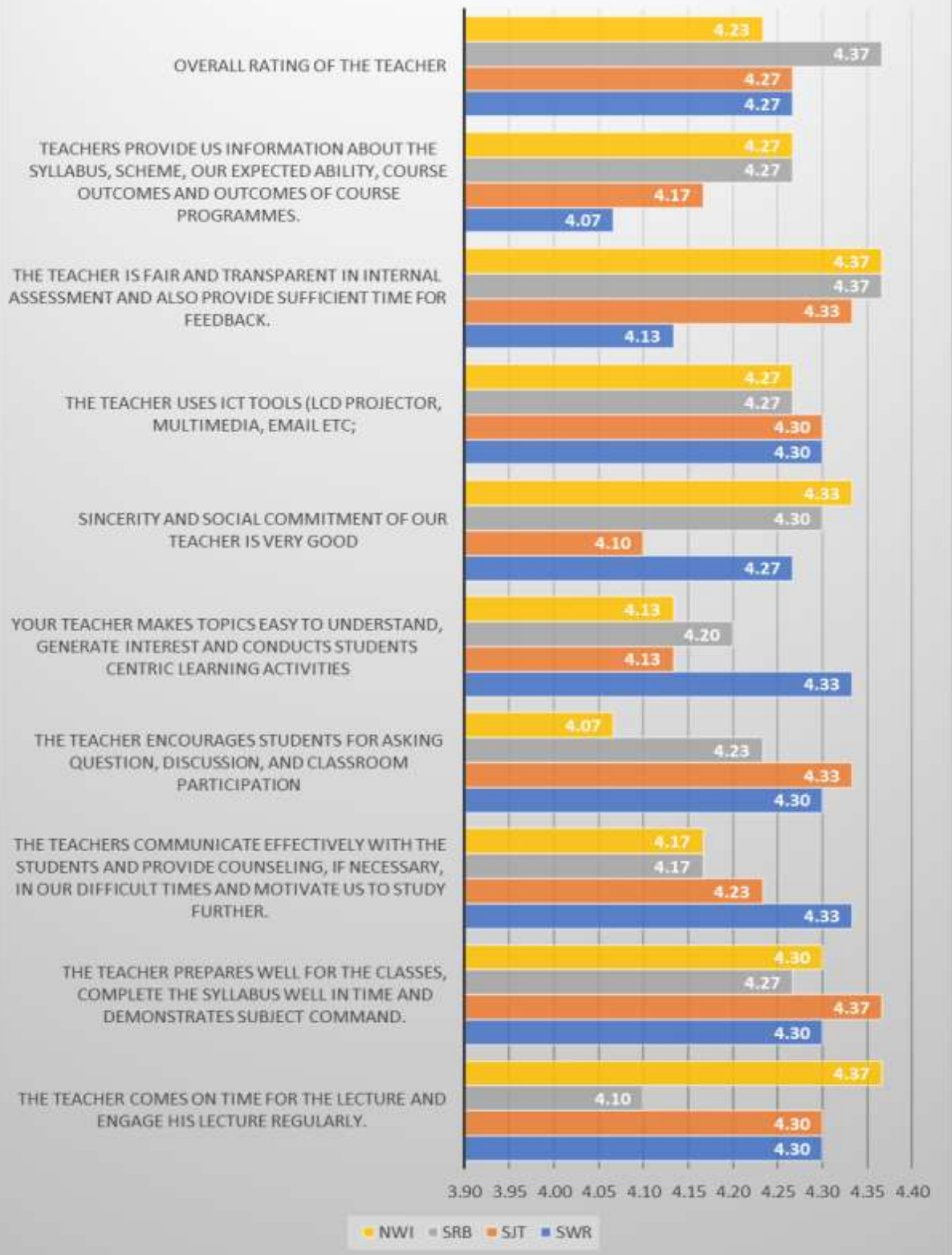


**Table No.2: Mean score of student's responses towards the parameters about the Art Department teachers teaching in college**

Student Feedback Questionnaire						
Statement	Average Mean	RSK	SRG	AUD	SSP	NPS
The teacher comes on time for the lecture and engage his lecture regularly.	4.22	4.37	4.30	4.07	4.27	4.10
The teacher prepares well for the classes, complete the syllabus well in time and demonstrates subject command.	4.17	4.17	4.20	4.20	4.13	4.17
The teachers communicate effectively with the students and provide counselling, if necessary, in our difficult times and motivate us to study further.	4.17	4.03	4.17	4.23	4.13	4.27
The teacher encourages students for asking question, discussion, and classroom participation	4.34	4.30	4.30	4.27	4.23	4.60
Your teacher makes topics easy to understand, generate interest and conducts students centric learning activities	4.25	4.17	4.23	4.30	4.30	4.23
Sincerity and social commitment of our teacher is very good	4.30	4.37	4.23	4.37	4.10	4.43
The teacher uses ICT tools (LCD projector, multimedia, email etc;	4.27	4.37	4.17	4.03	4.40	4.37
The teacher is fair and transparent in internal assessment and also provide sufficient time for feedback.	4.35	4.30	4.47	4.43	4.40	4.13
Teachers provide us information about the syllabus, scheme, our expected ability, course outcomes and outcomes of course programmes.	4.25	4.23	4.27	4.30	4.33	4.13
Overall rating of the teacher	4.27	4.30	4.30	4.23	4.27	4.27

Sr. No.	Name of Teachers	Short Form	Overall Mean Score
1	DR. RAJENDRA SHRIRAMPANT KORDE	RSK	4.26
2	DR. SUBHASH RAMCHANDRA GURJAR	SRG	4.26
3	ANAND UDEBHAN DHUNDALE	AUD	4.24
4	DR. SUBHASH SHANKARRAO PAWAR	SSP	4.26
5	NISHIGANDH PRABHAKAR SATAV	NPS	4.27

**Chart No.4: Mean Score of the students feedback towards the statement about Commerce faculty teachers teaching**





Commerce Student Feedback Questionnaire					
Statement	Average Mean	SWR	SJT	SRB	NWI
The teacher comes on time for the lecture and engage his lecture regularly.	4.27	4.30	4.30	4.10	4.37
The teacher prepares well for the classes, complete the syllabus well in time and demonstrates subject command.	4.31	4.30	4.37	4.27	4.30

**Table No.3: Mean score of commerce student's responses towards the parameters about the Commerce Department teachers teaching in college.**

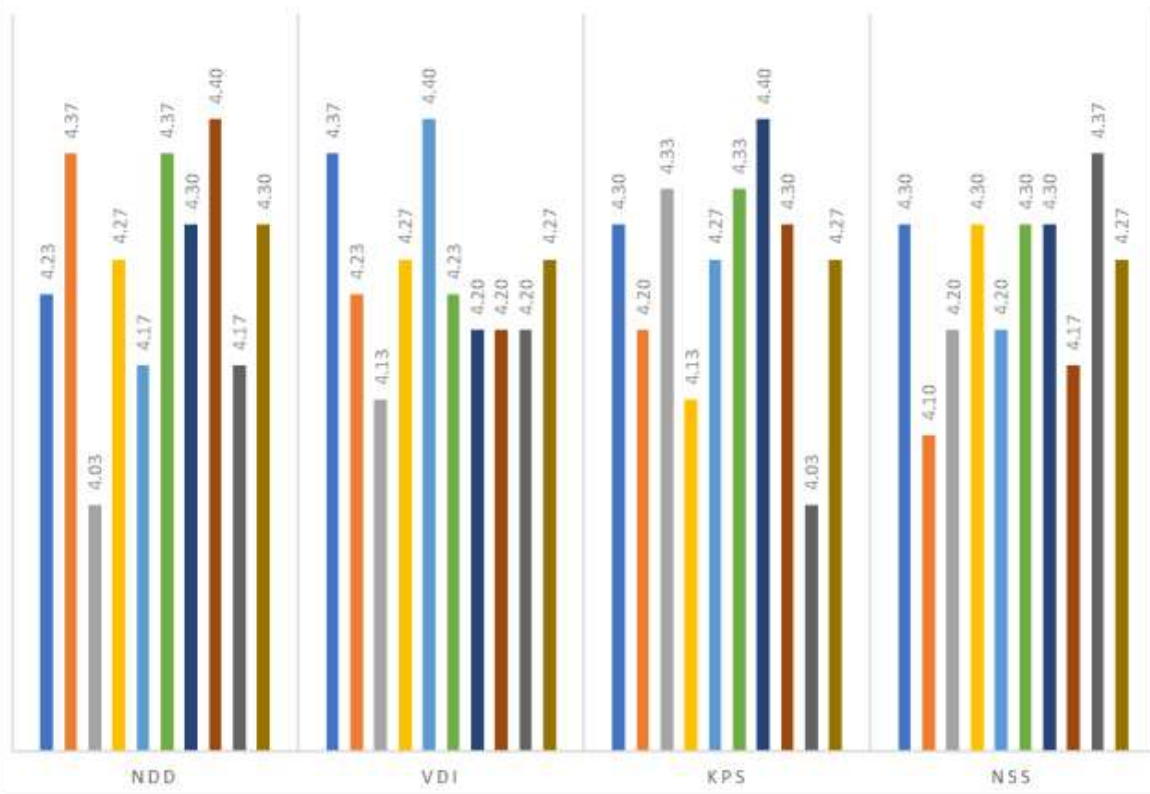
**Feedback Report 2021-20222**

The teachers communicate effectively with the students and provide counselling, if necessary, in our difficult times and motivate us to study further.	4.23	4.33	4.23	4.17	4.17
The teacher encourages students for asking question, discussion, and classroom participation	4.23	4.30	4.33	4.23	4.07
Your teacher makes topics easy to understand, generate interest and conducts students centric learning activities	4.20	4.33	4.13	4.20	4.13
Sincerity and social commitment of our teacher is very good	4.25	4.27	4.10	4.30	4.33
The teacher uses ICT tools (LCD projector, multimedia, email etc;	4.28	4.30	4.30	4.27	4.27
The teacher is fair and transparent in internal assessment and also provide sufficient time for feedback.	4.30	4.13	4.33	4.37	4.37
Teachers provide us information about the syllabus, scheme, our expected ability, course outcomes and outcomes of course programmes.	4.19	4.07	4.17	4.27	4.27
Overall rating of the teacher	4.28	4.27	4.27	4.37	4.23

Sr. No.	Name of Teachers	Short Form	Overall Mean Score
1	DR. SATISH WASUDEO RANE	SWR	4.26
2	DR. SANJAY JAGDEORAO TALE	SJT	4.25
3	SUFRESH RAMESH BHALTADAK	SRB	4.25
4	NAGESH WASUDEO INGLE	NWI	4.25

**CHART NO.5: MEAN SCORE OF THE STUDENTS FEEDBACK TOWARDS THE STATEMENTS ABOUT THE TEACHERS TEACHING IN CHEMISTRY DEPARTMENT**

- The teacher comes on time for the lecture and engage his lecture regularly.
- The teacher prepares well for the classes, complete the syllabus well in time and demonstrates subject command.
- The teachers communicate effectively with the students and provide counseling, if necessary, in our difficult times and motivate us to study further.
- The teacher encourages students for asking question, discussion, and classroom participation
- Your teacher makes topics easy to understand, generate interest and conducts students centric learning activities
- Sincerity and social commitment of our teacher is very good
- The teacher uses ICT tools (LCD projector, multimedia, email etc;
- The teacher is fair and transparent in internal assessment and also provide sufficient time for feedback.
- Teachers provide us information about the syllabus, scheme, our expected ability, course outcomes and outcomes of course programmes.
- Overall rating of the teacher

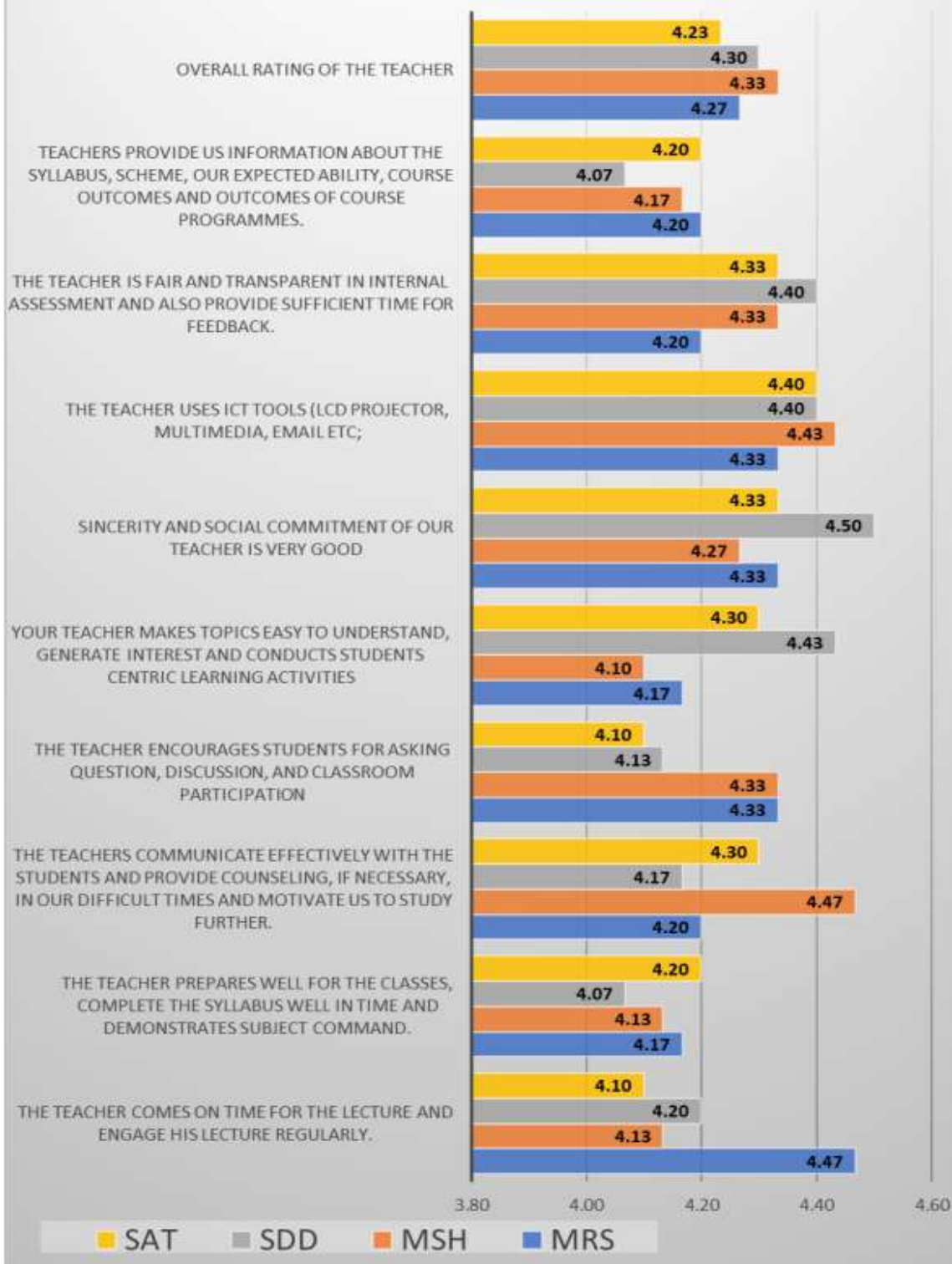


**Table No.4: Mean score of student's responses towards the parameters about Chemistry Department teachers teaching in college.**

Chemistry Department Student Feedback Questionnaire					
Statement	Average Mean	NDD	VDI	KPS	NSS
The teacher comes on time for the lecture and engage his lecture regularly.	4.30	4.23	4.37	4.30	4.30
The teacher prepares well for the classes, complete the syllabus well in time and demonstrates subject command.	4.23	4.37	4.23	4.20	4.10
The teachers communicate effectively with the students and provide counselling, if necessary, in our difficult times and motivate us to study further.	4.18	4.03	4.13	4.33	4.20
The teacher encourages students for asking question, discussion, and classroom participation	4.24	4.27	4.27	4.13	4.30
Your teacher makes topics easy to understand, generate interest and conducts students centric learning activities	4.26	4.17	4.40	4.27	4.20
Sincerity and social commitment of our teacher is very good	4.31	4.37	4.23	4.33	4.30
The teacher uses ICT tools (LCD projector, multimedia, email etc;	4.30	4.30	4.20	4.40	4.30
The teacher is fair and transparent in internal assessment and also provide sufficient time for feedback.	4.27	4.40	4.20	4.30	4.17
Teachers provide us information about the syllabus, scheme, our expected ability, course outcomes and outcomes of course programmes.	4.19	4.17	4.20	4.03	4.37
Overall rating of the teacher	4.28	4.30	4.27	4.27	4.27

Sr. No.	Name of Teachers	Short Form	Overall Mean Score
1	NITYANAND DEVIDAS DHAKE	NDD	4.26
2	DR. VIJAYANAND DNYANDEO INGALE	VDI	4.25
3	KIRAN PRAKASH SABALE	KPS	4.26
4	NILESH SHRIDHAR SHELKE	NSS	4.25

**Chart No.6: Mean score of the students feedback responses towards the statement about teachers teaching in Zoology Department**



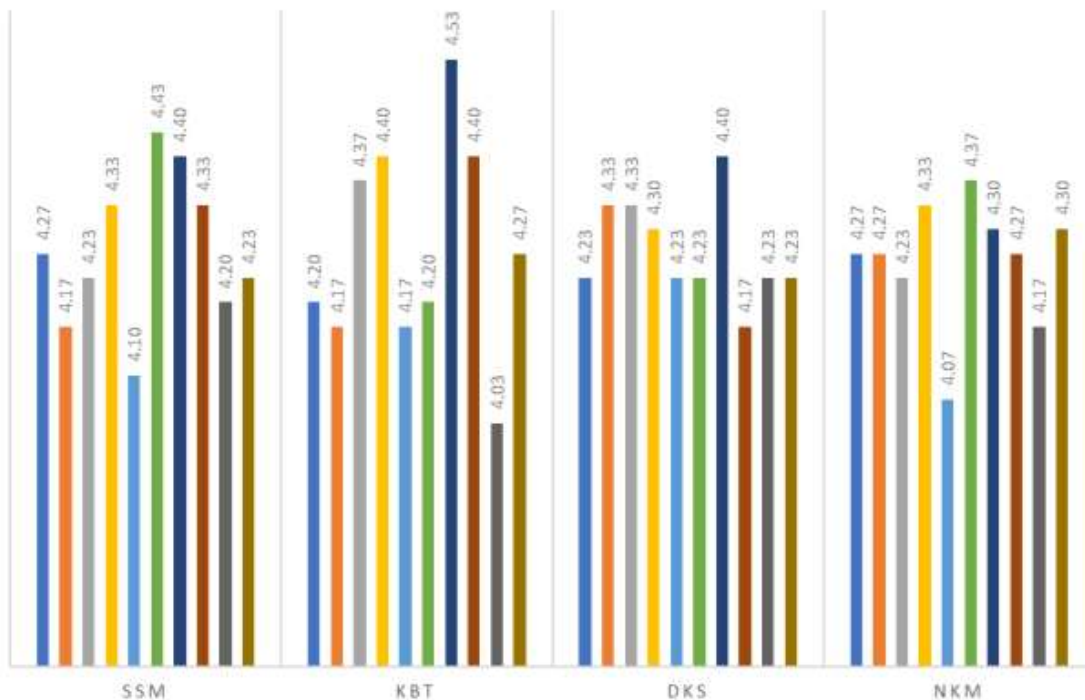
**Table No.5: Mean score of student's responses towards the parameters about Zoology Department teachers teaching in college.**

<b>Zoology Department Student Feedback Questionnaire</b>					
<b>Statement</b>	<b>Average Mean</b>	<b>MRS</b>	<b>MSH</b>	<b>SDD</b>	<b>SAT</b>
The teacher comes on time for the lecture and engage his lecture regularly.	4.23	4.47	4.13	4.20	4.10
The teacher prepares well for the classes, complete the syllabus well in time and demonstrates subject command.	4.14	4.17	4.13	4.07	4.20
The teachers communicate effectively with the students and provide counselling, if necessary, in our difficult times and motivate us to study further.	4.28	4.20	4.47	4.17	4.30
The teacher encourages students for asking question, discussion, and classroom participation	4.23	4.33	4.33	4.13	4.10
Your teacher makes topics easy to understand, generate interest and conducts students centric learning activities	4.25	4.17	4.10	4.43	4.30
Sincerity and social commitment of our teacher is very good	4.36	4.33	4.27	4.50	4.33
The teacher uses ICT tools (LCD projector, multimedia, email etc;	4.39	4.33	4.43	4.40	4.40
The teacher is fair and transparent in internal assessment and also provide sufficient time for feedback.	4.32	4.20	4.33	4.40	4.33
Teachers provide us information about the syllabus, scheme, our expected ability, course outcomes and outcomes of course programmes.	4.16	4.20	4.17	4.07	4.20
<b>Overall rating of the teacher</b>	<b>4.28</b>	<b>4.27</b>	<b>4.33</b>	<b>4.30</b>	<b>4.23</b>

<b>Sr. No.</b>	<b>Name of Teachers</b>	<b>Short Form</b>	<b>Overall Mean Score</b>
1	DR. MEGHA RANJIT SOLANKE	MRS	4.27
2	DR. MADHURI SUDHAKAR HINGANKAR	MSH	4.27
3	SUSHIL DESHMUKH	SDD	4.27
4	SONALI ANIL TAYADE	SAT	4.25

**CHART NO. 7: MAEN SCORE OF THE STUDENTS FEEDBACK RESPONSES TOWARDS THE STATEMENT ABOUT THE TEACHERS TEACHING IN BOTANY DEPARTMENT**

- The teacher comes on time for the lecture and engage his lecture regularly.
- The teacher prepares well for the classes, complete the syllabus well in time and demonstrates subject command.
- The teachers communicate effectively with the students and provide counseling, if necessary, in our difficult times and motivate us to study further.
- The teacher encourages students for asking question, discussion, and classroom participation
- Your teacher makes topics easy to understand, generate interest and conducts students centric learning activities
- Sincerity and social commitment of our teacher is very good
- The teacher uses ICT tools (LCD projector, multimedia, email etc;
- The teacher is fair and transparent in internal assessment and also provide sufficient time for feedback.
- Teachers provide us information about the syllabus, scheme, our expected ability, course outcomes and outcomes of course programmes.
- Overall rating of the teacher



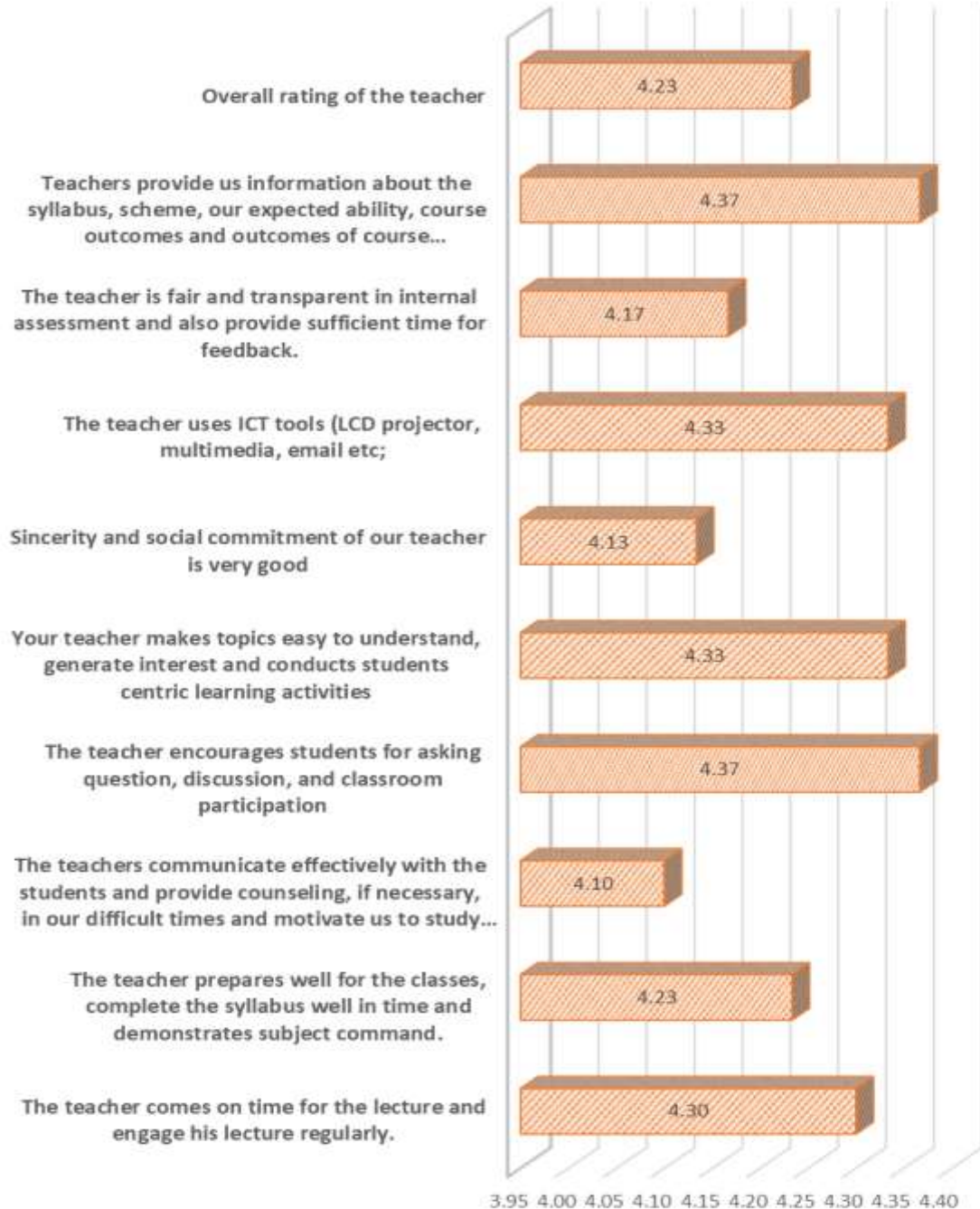
**Table No.6: Mean score of student's responses towards the parameters about Botany Department teachers teaching in college**

Botany Department Student Feedback Questionnaire					
Statement	Average Mean	SSM	KBT	DKS	NKM
The teacher comes on time for the lecture and engage his lecture regularly.	4.24	4.27	4.20	4.23	4.27
The teacher prepares well for the classes, complete the syllabus well in time and demonstrates subject command.	4.23	4.17	4.17	4.33	4.27
The teachers communicate effectively with the students and provide counselling, if necessary, in our difficult times and motivate us to study further.	4.29	4.23	4.37	4.33	4.23
The teacher encourages students for asking question, discussion, and classroom participation	4.34	4.33	4.40	4.30	4.33
Your teacher makes topics easy to understand, generate interest and conducts students centric learning activities	4.14	4.10	4.17	4.23	4.07
Sincerity and social commitment of our teacher is very good	4.31	4.43	4.20	4.23	4.37
The teacher uses ICT tools (LCD projector, multimedia, email etc;	4.41	4.40	4.53	4.40	4.30
The teacher is fair and transparent in internal assessment and also provide sufficient time for feedback.	4.29	4.33	4.40	4.17	4.27
Teachers provide us information about the syllabus, scheme, our expected ability, course outcomes and outcomes of course programmes.	4.16	4.20	4.03	4.23	4.17
Overall rating of the teacher	4.26	4.23	4.27	4.23	4.30

Sr. No.	Name of Teachers	Short Form	Overall Mean Score
1	SANTOSH SHRIKRUSHNA MHASAL	SSM	4.27
2	DR. KISHOR BHASKAR THENG	KBT	4.27
3	DR. NANDKISHOR KESHAVRAO MORE	NKM	4.26
4	DR. DNYANESHWAR KRISHNA SHERKAR	DKS	4.27



CHART NO.8: MEAN SCORE OF THE STUDENTS FEEDBACK RESPONSES TOWARDS THE STATEMENT ABOUT TEACHER TEACHING IN PHYSICS DEPARTMENT

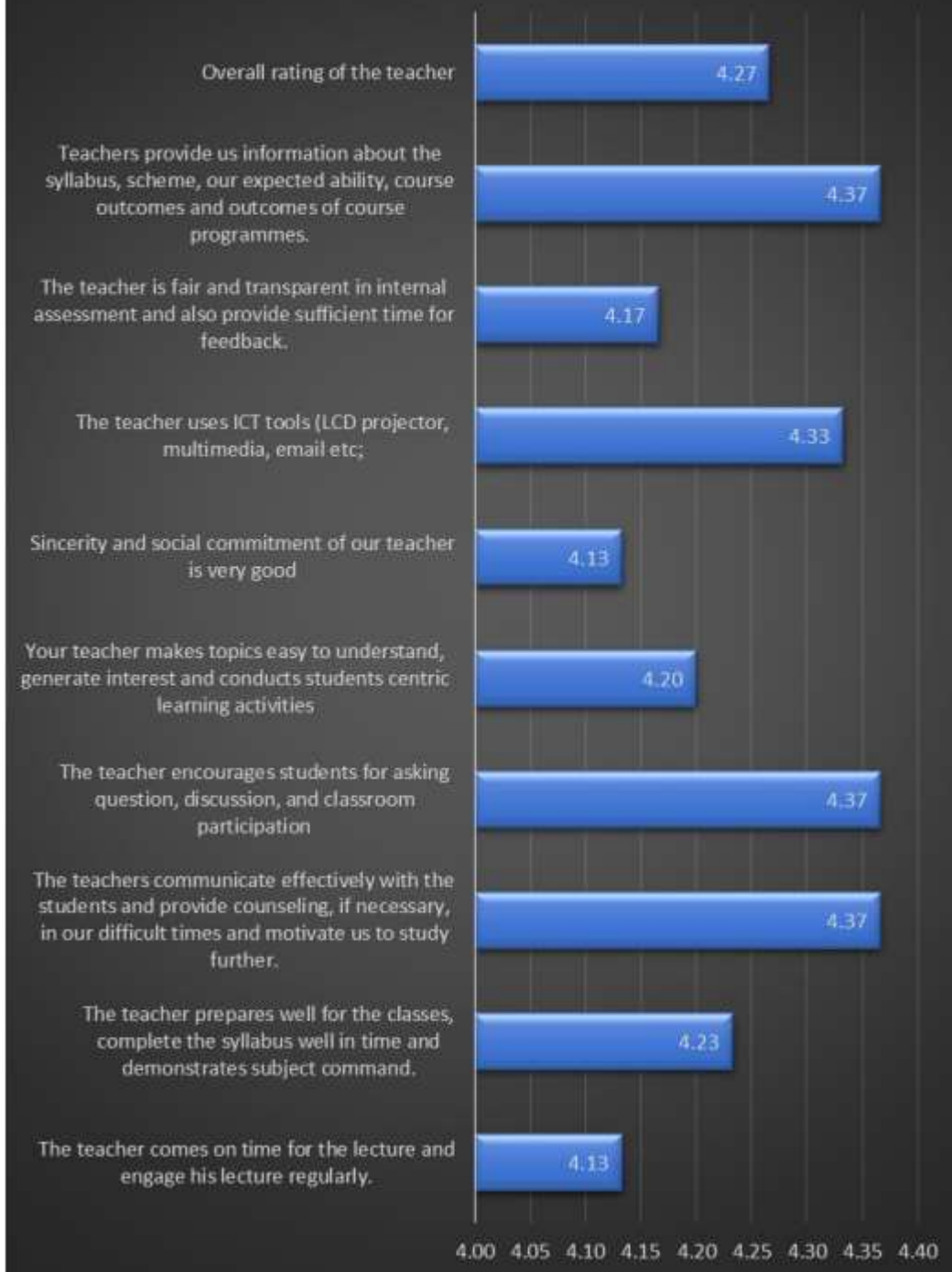


**Table No.7: Mean score of student's responses towards the parameters about Physics Department teacher teaching in college**

Physics Department Student Feedback Questionnaire	
Statement	VRW
The teacher comes on time for the lecture and engage his lecture regularly.	4.30
The teacher prepares well for the classes, complete the syllabus well in time and demonstrates subject command.	4.23
The teachers communicate effectively with the students and provide counselling, if necessary, in our difficult times and motivate us to study further.	4.10
The teacher encourages students for asking question, discussion, and classroom participation	4.37
Your teacher makes topics easy to understand, generate interest and conducts students centric learning activities	4.33
Sincerity and social commitment of our teacher is very good	4.13
The teacher uses ICT tools (LCD projector, multimedia, email etc;	4.33
The teacher is fair and transparent in internal assessment and also provide sufficient time for feedback.	4.17
Teachers provide us information about the syllabus, scheme, our expected ability, course outcomes and outcomes of course programmes.	4.37
Overall rating of the teacher	4.23

Sr.No.	Name of Teachers	Short Form	Overall Mean Score
1	VISHAL R. WANKHADE	VRW	4.26

**Chart No.9: Mean score of the students feedback responses towards the statement about the teacher teaching in computer department**



**Table No.8: Mean score of student's responses towards the parameters about Computer Department teacher teaching in college**

Computer Department Student Feedback Questionnaire	
Statement	DBC
The teacher comes on time for the lecture and engage his lecture regularly.	4.13
The teacher prepares well for the classes, complete the syllabus well in time and demonstrates subject command.	4.23
The teachers communicate effectively with the students and provide counselling, if necessary, in our difficult times and motivate us to study further.	4.37
The teacher encourages students for asking question, discussion, and classroom participation	4.37
Your teacher makes topics easy to understand, generate interest and conducts students centric learning activities	4.20
Sincerity and social commitment of our teacher is very good	4.13
The teacher uses ICT tools (LCD projector, multimedia, email etc;	4.33
The teacher is fair and transparent in internal assessment and also provide sufficient time for feedback.	4.17
Teachers provide us information about the syllabus, scheme, our expected ability, course outcomes and outcomes of course programmes.	4.37
Overall rating of the teacher	4.27

Sr.No.	Name of Teachers	Short Form	Overall Mean Score
1	DEEPAK B. CHAUBE	DBC	4.26

**Analysis of the Students Feedback Survey:**

The students were asked to indicate their feedback, perception on five-point Likert scale of the degree of strongly agreeing, agreeing, neutral, disagreeing, and strongly disagreeing where 5 point was given to strongly agreeing, 4 to agreeing, 3 to neutral, 2 to disagreeing, and 1 to strongly disagreeing. After that, the recorded perceptions on the different statements were processed to obtain the students feedback analysis report. For validation purposes, statements following into specific range as stated in the below table as an example was fixed as the cut-off point; meaning that a student's feedback would be considered as strongly agreeing when the mean score falls between the range 4.30 to 5.00 as mentioned in below table.

Statement Example	Category		Range
	Scaling	Rating	
The office staff in college is cooperative and helpful	Strongly Agree	5	4.30 to 5.00
The office staff in college is cooperative and helpful	Agree	4	3.50 to 4.20
The office staff in college is cooperative and helpful	Neutral	3	2.70 to 3.40
The office staff in college is cooperative and helpful	Disagree	2	1.90 to 2.60
The office staff in college is cooperative and helpful	Strongly Disagree	1	1.00 to 1.80

**Conclusions:**

Chart No.: 1 and 2 and Table No.: 1 demonstrates that the mean scores of the Arts and Commerce College Warwat Bakal, students stating their responses about the 16 statements based on five-point Likert scale about teaching and learning environment provided by the institutions between degree of strongly agreeing and strongly disagreeing. The mean scores of the responses between the degree of strongly agreeing and strongly disagreeing held by all students for all statements ranged from 3.16, 3.77, 4.22, 4.37, to 4.41 and so on, with an average mean score of 4.20 for all 16 statements. The statement, 'Separate common rooms for girls and boys are available', had scored a highest average mean of 4.41, another statement, 'Equipment's in the lab, projector in classrooms, computers and books in library are in good working condition', had scored average meaning of 4.37 which means that respondents are strongly agreeing with this statement, whereas the statement, 'The functioning of the placement cell in the college is satisfactory' had scored lowest average mean of 3.16 where the respondents preferred to remain neutral on this statement. If we considered the respondents responses average mean of 4.20 for all 16 statements, then we can state that the respondents are satisfied with teaching and learning environment provided by the institutions to them.

Chart No.3 and Table No.2 demonstrates the responses of Arts students' feedback collected on the basis of rating that they had given to the parameters that are mentioned in the above table no. 1, on five points Likert scale. The mean score of student's responses towards the parameters about the teaching of teachers in college states that the teacher encourages students for asking question, discussion, and classroom participation with an average mean of 4.34, teachers are fair and transparent in internal assessment with an average of 4.35, with an average means of 4.30 respondents stated that teachers are sincerity and are socially committed towards their profession, teachers makes topics easy to understand, generate interest and conducts students centric learning activities with an average mean of 4.25, teachers are communicating effectively with the students with an average mean of 4.17, whereas with an average mean of 4.25 respondents states that teachers provide us information about the syllabus, scheme, our expected ability, course outcomes and outcomes of course programmes.

Chart No.: 4 and Table No.: 3 demonstrates the responses of Commerce students' feedback collected on the basis of rating that they had given to the parameters that are mentioned in the above table no. 3, on five points Likert scale. The mean score of student's responses towards the parameters about the teaching of teachers in college states that the teachers are well prepared for their classes, complete their syllabus well in time and had a subject command with an average mean of 4.31, the teacher encourages students for asking question, discussion, and classroom participation with an average mean of 4.23, teachers are fair and transparent in internal assessment with an average of 4.30, with an

average of 4.20 teachers are making topics so easy that they are easily understandable by students, teachers are communicating effectively with the students with an average mean of 4.23, whereas with an average mean of 4.28 states that teacher uses ICT tools (LCD projector, multimedia, email etc;) for creating interest and effective teaching in the subject while teaching.

Chart No.: 5 and Table No.: 4 demonstrates the responses of Chemistry students' feedback collected on the basis of rating that they had given to the parameters that are mentioned in the above table no. 4, on five points Likert scale. The mean score of student's responses towards the parameters about the teaching of teachers in college states that the teacher are coming on time for the lecture and engage their lecture regularly with an average mean of 4.30, teachers are sincere and socially committed towards their profession with an average mean for 4.31, teachers encourages students for asking question, discussion, and classroom participation with an average mean of 4.24, teachers are fair and transparent in internal assessment with an average of 4.19, with an average of 4.27, teacher uses ICT tools (LCD projector, multimedia, email etc;) for effective teaching with an average mean of 4.30, teachers are making topics so easy that they are easily understandable by students generate interest and conducts students centric learning activities with an average mean of 4.26, teachers are communicating effectively with the students with an average mean of 4.18, whereas with an average mean of 4.23 states that teachers are coming well prepared for their classes, complete the syllabus well in time and have a subject command with an average mean of 4.23.

Chart No.: 6 and Table No.: 5 demonstrates the responses of Zoology students' feedback collected on the basis of rating that they had given to the parameters that are mentioned in the above table no. 2, on five points Likert scale. The mean score of student's responses towards the parameters about the teaching of teachers in college states that the teacher encourages students for asking question, discussion, and classroom participation with an average mean of 4.23, teachers are fair and transparent in internal assessment and provide sufficient time for feedback with an average of 4.32, with an average of 4.25 teachers are making topics easy to understand, generate interest and conducts students centric learning activities, teacher uses ICT tools (LCD projector, multimedia, email etc;) for effective teaching with an average mean of 4.39, teachers are communicating effectively with the students with an average mean of 4.28, whereas with an average mean of 4.23 states that the teachers are encouraging students for asking question, discussion, and classroom participation.

Chart No.: 7 and Table No.: 6 demonstrates the responses of Botany students' feedback collected on the basis of rating that they had given to the parameters that are mentioned in the above table no. 2, on five points Likert scale. The mean score of student's responses towards the parameters about the teaching of teachers in college states that the teachers are coming on time for the lecture and engaging their lecture regularly with an average mean of 4.24, teachers communicate effectively with the students and provide counselling, if necessary, in our difficult times and motivate them to study further with an average mean of 4.29. teacher encourages students for asking question, discussion, and classroom participation with an average mean of 4.34, teachers are fair and transparent in internal assessment with an average of 4.29, with an average of 4.16 teachers are making topics so easy that they are easily understandable by students, teachers are communicating effectively with the students with an average mean of 4.14, whereas with an average mean of 4.41 states that teachers are utilizing ICT tools (LCD projector, multimedia, email etc;) for effective teaching.

Chart No.: 8, and Table No.:7 demonstrates that the mean scores of the Physics Department students stating their responses between degree of strongly agreeing and strongly disagreeing about the 10 statements belonging to five-point Likert scale. The mean score of student's responses towards the parameters about the teaching of teachers in college states that the teacher is coming on time for the lecture and engaged his lecture regularly with an average mean of 4.30, teachers communicate effectively with the students and provide counselling, if necessary, in our difficult times and motivate us to study further with an average mean of 4.10, teacher encourages students for asking question, discussion, and classroom participation with an average mean of 4.37, teacher is fair and transparent in internal assessment with an average of 4.17, with an average of 4.33 teacher is making topics so easy that they are easily understandable by students, teacher is communicating effectively with the students with an average mean of 4.10, whereas with an average mean of 4.33 states that teacher is

average of 4.20 teachers are making topics so easy that they are easily understandable by students, teachers are communicating effectively with the students with an average mean of 4.23, whereas with an average mean of 4.28 states that teacher uses ICT tools (LCD projector, multimedia, email etc;) for creating interest and effective teaching in the subject while teaching.

Chart No.: 5 and Table No.: 4 demonstrates the responses of Chemistry students' feedback collected on the basis of rating that they had given to the parameters that are mentioned in the above table no. 4, on five points Likert scale. The mean score of student's responses towards the parameters about the teaching of teachers in college states that the teacher are coming on time for the lecture and engage their lecture regularly with an average mean of 4.30, teachers are sincere and socially committed towards their profession with an average mean for 4.31, teachers encourages students for asking question, discussion, and classroom participation with an average mean of 4.24, teachers are fair and transparent in internal assessment with an average of 4.19, with an average of 4.27, teacher uses ICT tools (LCD projector, multimedia, email etc;) for effective teaching with an average mean of 4.30, teachers are making topics so easy that they are easily understandable by students generate interest and conducts students centric learning activities with an average mean of 4.26, teachers are communicating effectively with the students with an average mean of 4.18, whereas with an average mean of 4.23 states that teachers are coming well prepared for their classes, complete the syllabus well in time and have a subject command with an average mean of 4.23.

Chart No.: 6 and Table No.: 5 demonstrates the responses of Zoology students' feedback collected on the basis of rating that they had given to the parameters that are mentioned in the above table no. 2, on five points Likert scale. The mean score of student's responses towards the parameters about the teaching of teachers in college states that the teacher encourages students for asking question, discussion, and classroom participation with an average mean of 4.23, teachers are fair and transparent in internal assessment and provide sufficient time for feedback with an average of 4.32, with an average of 4.25 teachers are making topics easy to understand, generate interest and conducts students centric learning activities, teacher uses ICT tools (LCD projector, multimedia, email etc;) for effective teaching with an average mean of 4.39, teachers are communicating effectively with the students with an average mean of 4.28, whereas with an average mean of 4.23 states that the teachers are encouraging students for asking question, discussion, and classroom participation.

Chart No.: 7 and Table No.: 6 demonstrates the responses of Botany students' feedback collected on the basis of rating that they had given to the parameters that are mentioned in the above table no. 2, on five points Likert scale. The mean score of student's responses towards the parameters about the teaching of teachers in college states that the teachers are coming on time for the lecture and engaging their lecture regularly with an average mean of 4.24, teachers communicate effectively with the students and provide counselling, if necessary, in our difficult times and motivate them to study further with an average mean of 4.29. teacher encourages students for asking question, discussion, and classroom participation with an average mean of 4.34, teachers are fair and transparent in internal assessment with an average of 4.29, with an average of 4.16 teachers are making topics so easy that they are easily understandable by students, teachers are communicating effectively with the students with an average mean of 4.14, whereas with an average mean of 4.41 states that teachers are utilizing ICT tools (LCD projector, multimedia, email etc;) for effective teaching.

Chart No.: 8, and Table No.:7 demonstrates that the mean scores of the Physics Department students stating their responses between degree of strongly agreeing and strongly disagreeing about the 10 statements belonging to five-point Likert scale. The mean score of student's responses towards the parameters about the teaching of teachers in college states that the teacher is coming on time for the lecture and engaged his lecture regularly with an average mean of 4.30, teachers communicate effectively with the students and provide counselling, if necessary, in our difficult times and motivate us to study further with an average mean of 4.10, teacher encourages students for asking question, discussion, and classroom participation with an average mean of 4.37, teacher is fair and transparent in internal assessment with an average of 4.17, with an average of 4.33 teacher is making topics so easy that they are easily understandable by students, teacher is communicating effectively with the students with an average mean of 4.10, whereas with an average mean of 4.33 states that teacher is

utilizing ICT tools (LCD projector, multimedia, email etc;) for effective teaching.

Chart No.: 9, and Table No.:8 demonstrates that the mean scores of the Computer Department students stating their responses between degree of strongly agreeing and strongly disagreeing about the 10 statements belonging to five-point Likert scale. The mean score of student's responses towards the parameters about the teaching of teachers in college states that the teacher is coming on time for the lecture and engaged his lecture regularly with an average mean of 4.13, teachers communicate effectively with the students and provide counselling, if necessary, in our difficult times and motivate us to study further with an average mean of 4.37, teacher encourages students for asking question, discussion, and classroom participation with an average mean of 4.37, teacher is fair and transparent in internal assessment with an average of 4.17, with an average of 4.20 teacher is making topics so easy that they are easily understandable by students, teacher is communicating effectively with the students with an average mean of 4.37, whereas with an average mean of 4.33 states that teacher is utilizing ICT tools (LCD projector, multimedia, email etc;) for effective teaching.

**Action Taken:**

The analysis of feedback report was forwarded to the principal and was also discussed in the meeting held by IQAC coordinator for taking collectively correct action to minimize the dissatisfaction of students where the minimum mean score is less than 4.00 and to improve the score against the statement, 'The functioning of the placement cell in the college is satisfactory' the library department will be asked to continue the facility of N-List for accessing e-resources.

  
**Principal**  
Arts & Commerce College,  
Warvat Bakal Dist.Buldana



25

Satpuda Education Society, Jalgoan (Jamod)'s  
**ARTS & COMMERCE COLLEGE WARVAT BAKAL**  
**STUDENTS' FEEDBACK ON TEACHERS (ART DEPARTMENT)**

Name: Ah. Ket. Suresh AdhaoClass: B. A. I. Semester: II Year: 2021, 2022

You are hereby instructed to rate each statement in the following questionnaire against each lecturer's name column, by using a 4-point scale rating as shown below in the table. You need not disclose your name if you do not wish to.

याद्वारे तुम्हाला निदेश देण्यात आले आहेत की खाली तक्त्या मध्ये दर्शविल्याप्रमाणे 4-पॉइंट स्केल रेटिंगचा वापर करून कॉलेजमध्ये वाचून केलेल्या प्रत्येक व्याख्यात्याच्या नावाच्या कॉलममध्ये खालील प्रश्नावरील प्रत्येक विधानाच्या समोर तुम्हाला मुल्यांकन करायचे आहे. तुमची इच्छा नसेल तर तुमचे नाव उघड करणाऱ्या गरज नाही.

Scale Description	Strongly Agree	Agree	Neutral	Disagree	Strongly Disagree
Scale Rating	5	4	3	2	1

DR. RAJENDRA SHIRAMPANT KORDE: RSK  
 DR. SUBHASH RAMCHANDRA GURJAR: SRG  
 ANAND USERBIAN DHUNDALE: AUD

DR. SUBHASH SHANKARRAO PAWAR: SSP  
 DR. NISHGANDHEP SATAV: NPS

**Student Feedback Questionnaire**

Statement	RSK	SRG	AUD	SSP	NPS
The teacher comes on time for the lecture and engage his lecture regularly.	4	4	4	4	4
The teacher prepares well for the classes, complete the syllabus well in time and demonstrates subject command.	4	4	3	4	4
The teachers communicate effectively with the students and provide counseling, if necessary, in our difficult times and motivate us to study further.	2	4	3	4	4
The teacher encourages students for asking question, discussion, and classroom participation.	5	5	5	4	5
Your teacher makes topics easy to understand, generate interest and conducts students centric learning activities.	4	4	4	4	5
Sincerity and social commitment of our teacher is very good.	4	3	4	4	5
The teacher uses ICT tools (LCD projector, multimedia, email etc).	4	4	4	4	5
The teacher is fair and transparent in internal assessment and also provide sufficient time for feedback.	4	4	4	5	5
Teachers provide us information about the syllabus, scheme, our expected ability, course outcomes and outcomes of course programmes.	3	4	4	4	4
Overall rating of the teacher	5	3	3	5	5

Date:

Signature

A. S. Adhao

Satpuda Education Society, Jalgoan (Jamod)'s

**ARTS & COMMERCE COLLEGE WARVAT BAKAL****STUDENTS' FEEDBACK ON OVERALL TEACHING AND LEARNING ENVIRONMENT**Name: Shrikrushn Suresh PatilkarClass: B.COM II Semester: IV Year: 21-22Department: Commerce. Programme: -

Dear Students,

This form has been designed to seek feedback from you to strengthen the quality of teaching-learning environment, to provide best possible facilities and modern infrastructure. The information provided by you will be kept confidential.

Direction: For each of item please indicate your level of agreement with the following statements by selecting appropriate option as stated in below table.

Scale Description	Strongly Agree	Agree	Neutral	Disagree	Strongly Disagree
Scale Rating	5	4	3	2	1

हा अभिप्राय अध्यापन-शैक्षणिक वातावरणाचा दर्जा मजबूत करण्यासाठी, शक्य तितक्या चांगल्या सुविधा आणि आधुनिक पायाभूत सुविधा उपलब्ध करून देण्यासाठी तुमच्याकडून अभिप्राय मागण्यासाठी तयार करण्यात आला आहे. तुम्ही दिलेली माहिती गोपनीय ठेवली जाईल. दिशा: प्रत्येक विधानासाठी कृपया योग्य पर्याय गुणांसह खूप चांगला = 4, चांगले = 3, समाधानकारक = 2, असमाधानकारक = 1 निवडून खालील विधानांसह आपल्या अभिप्राय नोंदवा.

STUDENTS' FEEDBACK ON OVERALL TEACHING AND LEARNING ENVIRONMENT					
Statement	Strongly Agree	Agree	Neutral	Disagree	Strongly Disagree
The office staff in college is cooperative and helpful		4			
The library staff in college is cooperative and helpful		4			
Online educational resources are available and usable by students		4			
Internet facility provided in the college library is satisfactory	5	5			
The prescribed books / reading materials are available in the library		4			

S.S. RAJURKAR

Satpuda Education Society, Jalgoan (Jamod)'s  
**ARTS & COMMERCE COLLEGE WARVAT BAKAL**  
**STUDENTS' FEEDBACK ON TEACHERS (ART DEPARTMENT)**

Name: Ajay Manohar Patil

Class: B.A.I Semester: II Year: 2021-2022

You are hereby instructed to rate each statement in the following questionnaire against each lecturer's name column, by using a 4-point scale rating as shown below in the table. You need not disclose your name if you do not wish to.

याद्वारे तुम्हाला निर्देश देण्यात आले आहेत की खाली लक्षात घ्यायच्या प्रत्येक विधानाप्रमाणे 4-पॉइंट स्केल रेटिंगचा वापर करून कॉलेजमध्ये मजूर केलेल्या प्रत्येक प्राध्यापकाच्या नावाच्या कॉलममध्ये खालील प्रभावशालीतील प्रत्येक विधानाच्या समोर तुम्हाला मूल्यांकन करावयाचे आहे. तुमची इच्छा नसेल तर तुमचे नाव उघड करण्याची गरज नाही.

Scale Description	Strongly Agree	Agree	Neutral	Disagree	Strongly Disagree
Scale Rating	5	4	3	2	1

DR. RAJENDRA SHIRAMPANT KORDE: RSK  
 DR. SUBHASH RAMCHANDRA GURJAR: SRG  
 ANAND UDESHIAN DHUNDALE: AUD

DR. SUBHASH SHANKARRAO PAWAR: SSP  
 DR. NISHIGANDHI P. SATAV: NPS

Student Feedback Questionnaire					
Statement	RSK	SRG	AUD	SSP	NPS
The teacher comes on time for the lecture and engage his lecture regularly.	4	5	5	5	5
The teacher prepares well for the classes, complete the syllabus well in time and demonstrates subject command.	5	4	5	4	5
The teachers communicate effectively with the students and provide counseling, if necessary, in our difficult times and motivate us to study further.	4	5	5	4	5
The teacher encourages students for asking question, discussion, and classroom participation	5	4	5	5	5
Your teacher makes topics easy to understand, generate interest and conducts students centric learning activities	5	5	4	5	5
Sincerity and social commitment of our teacher is very good	4	5	5	5	5
The teacher uses ICT tools (LCD projector, multimedia, email etc;	4	5	4	5	5
The teacher is fair and transparent in internal assessment and also provide sufficient time for feedback.	4	5	5	5	4
Teachers provide us information about the syllabus, scheme, our expected ability, course outcomes and outcomes of course programmes.	5	5	4	3	5
Overall rating of the teacher	5	5	4	5	5

Date:

A.M. Patil  
Signature

(24)

Satpuda Education Society, Jaigoan (Jamod)'s  
**ARTS & COMMERCE COLLEGE WARVAT BAKAL**  
 STUDENTS' FEEDBACK ON TEACHERS (COMPUTER DEPARTMENT)

Name: Mangubde Rushikesh GaneshClass: B.Sc. IIISemester: VIYear: 2021-22

You are hereby instructed to rate each statement in the following questionnaire against each lecturer's name column, by using a 4-point scale rating as shown below in the table. You need not disclose your name if you do not wish to.

Scale-Description	Strongly Agree	Agree	Neutral	Disagree	Strongly Disagree
Scale Rating	5	4	3	2	1

यादारे तुम्हाला निदेश देण्यात आले आहेत की खाली लहल्या माझे दर्शविल्याप्रमाणे 4-पॉइंट स्केल रेटिंगचा वापर करून कॉलेजमध्ये मदत केलेल्या प्रत्येक व्याख्यात्याच्या नावाच्या कॉलममध्ये खालील प्रभावशालीतील प्रत्येक विधानाच्या समोर तुम्हाला सूचकांक करावयाचे आहे. तुम्हाची हजेरा नसेल तर तुम्हाचे नाव उघड करण्याची गरज नाही.

MR. DBC@KTC@COM. BDC

Student Feedback Questionnaire	
Statement	DBC
The teacher comes on time for the lecture and engage his lecture regularly.	5
The teacher prepares well for the classes and demonstrates subject command.	4
The teachers communicate effectively with the students and provide counseling, if necessary, in our difficult times and motivate us to study further.	5
The teacher encourages students for asking question, discussion, and classroom participation.	5
Your teacher makes topics easy to understand, generate interest and conducts students centric learning activities.	5
Sincerity and social commitment of our teacher is very good	4
The teacher uses ICT tools (LCD projector, multimedia, email etc;	4
The teacher is fair and transparent in internal assessment and also provide sufficient time for feedback.	4
Teachers provide us information about the syllabus, scheme, our expected ability, course outcomes and outcomes of course programmes.	5
Overall rating of the teacher	5

Date: 25/2/22

Rushikesh M  
Signature

29

Satpuda Education Society, Jalgoan (Jambod)'s  
**ARTS & COMMERCE COLLEGE WARVAT BAKAL**  
 STUDENTS' FEEDBACK ON TEACHERS (COMMERCE DEPARTMENT)

Name: Vaishnavi Bhagavanta KhodClass: Room II Semester: IV Year: 21-22

You are hereby instructed to rate each statement in the following questionnaire against each lecturer's name column, by using a 4-point scale rating as shown below in the table. You need not disclose your name if you do not wish to.

पाद्रीने तुम्हाला निर्दिश्ट देण्यात आले आहेत की खाली उक्तया मध्ये दरविकत्याप्रमाणे 4-पॉइंट स्केल रेटिंगस काय करून कोलममध्ये नमुद केलेल्या प्रत्येक व्याख्यात्याच्या नावाच्या कोलममध्ये खालील प्रमाणेरीतीत प्रत्येक विधानाच्या मध्येर तुम्हाला मुल्यंकन करायचे आहे. तुमची इच्छा नसेल तर तुमचे नाव उघड करण्याची गरज नाही.

Scale Description	Strongly Agree	Agree	Neutral	Disagree	Strongly Disagree
Scale Rating	5	4	3	2	1

DR. SATISH W RANE: SWR  
 SURESH R BHATLAK: SRB  
 ANAND UDEKIAN DHUNDALE: A/D

DR. SANJAY JAGDEBRAO TALE: SJT  
 NAGESH W INGLE : NWT

Student Feedback Questionnaire				
Statement	SWR	SJT	SRB	NWT
The teacher comes on time for the lecture and engage his lecture regularly.	5	4	4	5
The teacher prepares well for the classes, complete the syllabus well in time and demonstrates subject command.	4	5	4	5
The teachers communicate effectively with the students and provide counseling, if necessary, in our difficult times and motivate us to study further.	5	4	5	4
The teacher encourages students for asking question, discussion, and classroom participation.	4	4	4	4
Your teacher makes topics easy to understand, generate interest and conducts students centric learning activities	5	4	5	5
Sincerity and social commitment of our teacher is very good	5	5	5	5
The teacher uses ICT tools (LCD projector, multimedia, email etc.	3	4	4	4
The teacher is fair and transparent in internal assesment and also provide sufficient time for feedback.	4	4	5	5
Teachers provide us information about the syllabus, scheme, our expected ability, course outcomes and outcomes of course programmes.	5	4	4	4
Overall rating of the teacher	4	4	4	4

Satpuda Education Society, Jalgoan (Jamod)'s  
**ARTS & COMMERCE COLLEGE WARVAT BAKAL**  
**STUDENTS' FEEDBACK ON TEACHERS (COMPUTER DEPARTMENT)**

Name: Agarkar Payal Santosh

Class: B.Sc-III

Semester: VI

Year: 2021-22

You are hereby instructed to rate each statement in the following questionnaire against each lecturer's name column, by using a 4-point scale rating as shown below in the table. You need not disclose your name if you do not wish to.

Scale Description	Strongly Agree	Agree	Neutral	Disagree	Strongly Disagree
Scale Rating	5	4	3	2	1

याद्वारे तुम्हाला निदेश देण्यात आले आहेत की खाली तक्त्या मध्ये दर्शविल्याप्रमाणे 4-पॉइंट स्केल रेटिंगचा वापर करून कॉलममध्ये नमूद केलेल्या प्रत्येक व्याख्यात्याच्या नावाच्या कॉलममध्ये खालील प्रश्नवलीतील प्रत्येक विधानाच्या समोर (म्हाती मूल्यांकन करायचे आहे. तुमची इच्छा नसेल तर तुमचे नाव उघड करण्याची गरज नाही.

MR. DEEPAK B CHAUBE: DBC

Student Feedback Questionnaire	
Statement	DBC
The teacher comes on time for the lecture and engage his lecture regularly.	5
The teacher prepares well for the classes and demonstrates subject command.	4
The teachers communicate effectively with the students and provide counseling, if necessary, in our difficult times and motivate us to study further.	5
The teacher encourages students for asking question, discussion, and classroom participation	5
Your teacher makes topics easy to understand, generate interest and conducts students centric learning activities	5
Sincerity and social commitment of our teacher is very good	4
The teacher uses ICT tools (LCD projector, multimedia, email etc;	4
The teacher is fair and transparent in internal assessment and also provide sufficient time for feedback.	4
Teachers provide us information about the syllabus, scheme, our expected ability, course outcomes and outcomes of course programmes.	5
Overall rating of the teacher	4

Date: 5.5.2022

payalagarkar  
Signature

Satpuda Education Society, Jalgoan (Jamod)'s  
**ARTS & COMMERCE COLLEGE WARVAT BAKAL**  
**STUDENTS' FEEDBACK ON TEACHERS (PHYSICS DEPARTMENT)**

Name: Dhanda Rohan Pralhad  
 Class: B.Sc-III Semester: VI Year: 2021-22

You are hereby instructed to rate each statement in the following questionnaire against each lecturer's name column, by using a 4-point scale rating as shown below in the table. You need not disclose your name if you do not wish to.

Scale Description	Strongly Agree	Agree	Neutral	Disagree	Strongly Disagree
Scale Rating	5	4	3	2	1

पादारे तुमहाला निर्देश देण्यात आले आहेत की खाली तसल्या मध्ये दर्शविल्याप्रमाणे 4-पॉइंट स्केल रेटिंगचा वापर करून कॉलेजमध्ये नमुद केलेल्या प्रत्येक व्याख्यातकाच्या नावाच्या कॉलेजमध्ये खालील प्रकरणातील प्रत्येक विधानाच्या समीर तुमहाला मूल्यांकन करावचे आहे. तुमची इच्छा नसेल तर तुमचे नाव उघड करणावी गरज नाही.

MR. VISHAL R WANKHADE : VRW

Student Feedback Questionnaire	
Statement	VRW
The teacher comes on time for the lecture and engage his lecture regularly.	4
The teacher prepares well for the classes, complete the syllabus well in time and demonstrates subject command.	4
The teachers communicate effectively with the students and provide counseling, if necessary, in our difficult times and motivate us to study further.	5
The teacher encourages students for asking question, discussion, and classroom participation.	6
Your teacher makes topics easy to understand, generate interest and conducts students centric learning activities.	5
Sincerity and social commitment of our teacher is very good.	4
The teacher uses ICT tools (LCD projector, multimedia, email etc).	5
The teacher is fair and transparent in internal assessment and also provide sufficient time for feedback.	4
Teachers provide us information about the syllabus, scheme, our expected ability, course outcomes and outcomes of course programmes.	5
Overall rating of the teacher	4

Date: 15-2022

Rohan Pralhad  
 Signature

(3)

Satpuda Education Society, Jalgaon (Jambhvi's)  
**ARTS & COMMERCE COLLEGE WARVAT BAKAL**  
 STUDENTS' FEEDBACK ON TEACHERS (CHEMISTRY DEPARTMENT)

Name: Sakshi Reshmi GadeClass: BSc-I Semester: II Year: 2021-22

You are hereby instructed to rate each statement in the following questionnaire against each lecturer's name column, by using a 4-point scale rating as shown below in the table. You need not disclose your name if you do not wish to.

Scale Description	Strongly Agree	Agree	Neutral	Disagree	Strongly Disagree
Scale Rating	5	4	3	2	1

आपको निम्नलिखित विज्ञान विभाग वाले अध्यापकों की सूची के प्रति निम्नलिखित तालिका में दर्शाए गए 4-पंक्ति स्केल रेटिंग का प्रयोग करके प्रत्येक अध्यापक के प्रति अपनी प्रतिक्रिया प्रकट करनी है। आपका नाम यदि आप नहीं चाहते हैं तो प्रकट करने की आवश्यकता नहीं है।

DR. NITYANAND D BHARDE, NDD  
 MR. KIRAN P SABLE, KPS

DR. VIJAYANAND D INGALE, VDI  
 MR. NILESH S SHIRKE, NSS

Student Feedback Questionnaire				
Statement	NDD	VDI	KPS	NSS
The teacher comes on time for the lecture and engage his lecture regularly.	5	5	4	4
The teacher prepares well for the classes, complete the syllabus well in time and demonstrates subject command.	4	4	5	4
The teachers communicate effectively with the students and provide counseling, if necessary, in our difficult times and motivate us to study further.	4	5	5	4
The teacher encourages students for asking question, discussion, and classroom participation.	4	4	5	5
Your teacher makes topics easy to understand, generate interest and conducts students centric learning activities.	4	4	4	5
Sincerity and social commitment of our teacher is very good.	4	5	5	4
The teacher uses ICT tools (LCD projector, multimedia, email etc).	5	4	5	5
The teacher is fair and transparent in internal assessment and also provide sufficient time for feedback.	4	4	5	5
Teachers provide us information about the syllabus, scheme, our expected ability, course outcomes and outcomes of course programmes.	5	5	5	5
Overall rating of the teacher	5	5	4	3

Date: 5.5.2022

Sakshi Reshmi Gade  
 Signature



(15)

Satpuda Education Society, Jalgaon (Jatrody's)  
**ARTS & COMMERCE COLLEGE WARVAT BAKAL**  
 STUDENTS' FEEDBACK ON OVERALL TEACHING AND LEARNING ENVIRONMENT

Name: Ahiket Sunesh AhirClass: BA (I) Semester: II Year: 2021-2022Department: Arts Programme: \_\_\_\_\_

Dear Students,

This form has been designed to seek feedback from you to strengthen the quality of teaching-learning environment, to provide best possible facilities and modern infrastructure. The information provided by you will be kept confidential.

Direction: For each of item please indicate your level of agreement with the following statements by selecting appropriate option as stated in below table.

Scale Description	Strongly Agree	Agree	Neutral	Disagree	Strongly Disagree
Scale Rating	5	4	3	2	1

हा अभिप्राय अध्यापन-शैक्षणिक वातावरणाचा दर्जा मजबूत करण्यासाठी, सर्व विद्यार्थ्यांना योग्य सुविधा आणि आधुनिक पायाभूत सुविधा उपलब्ध करून देण्यासाठी तुम्हाला कृपया योग्य पर्याय निवडून घ्यावा. तुम्ही दिलेली माहिती गोपनीय ठेवली जाईल. दिनांक: प्रत्येक विधानासाठी कृपया योग्य पर्याय निवडून घ्यावा - 4, योग्य - 3, समाधानकारक - 2, असमाधानकारक - 1 निवडून घ्यावा. विधानांसाठी आपल्या अभिप्राय नोंदवा.

STUDENTS' FEEDBACK ON OVERALL TEACHING AND LEARNING ENVIRONMENT					
Statement	Strongly Agree	Agree	Neutral	Disagree	Strongly Disagree
The office staff in college is cooperative and helpful	5				
The library staff in college is cooperative and helpful	5				
Online educational resources are available and usable by students	5				
Internet facility provided in the college library is satisfactory	5				
The prescribed books / reading materials are available in the library	5				

A. S. Adhal

Satpuda Education Society, Jalgaon (Jamod)'s  
**ARTS & COMMERCE COLLEGE WARVAT BAKAL**  
**STUDENTS' FEEDBACK ON TEACHERS (CHEMISTRY DEPARTMENT)**

Name: Tushar Gopal Padi

Class: B.Sc. II Semester: III Year: 2021-22

You are hereby instructed to rate each statement in the following questionnaire against each lecturer's name column, by using a 4-point scale rating as shown below in the table. You need not disclose your name if you do not wish to.

Scale Description	Strongly Agree	Agree	Neutral	Disagree	Strongly Disagree
Scale Rating	5	4	3	2	1

आपको यहाँ निर्दिष्ट कथनों के आगे अपने तबयता स्तरों दर्शाकर निम्नलिखित 4-पॉइंट स्केल की मदद से रेटिंग देनी है। आपको अपने नाम का खुलासा करने की आवश्यकता नहीं है।

DR. NITYANAND D. DHAKRE / NDD  
 MR. KIRAN P. PALE / KPS

DR. NITYANAND D. INGALE / VDI  
 MR. NILESH S. SHEKAR / NSS

Student Feedback Questionnaire				
Statement	NDD	VDI	KPS	NSS
The teacher comes on time for the lecture and engage his lecture regularly.	2	4	5	4
The teacher prepares well for the classes, complete the syllabus well in time and demonstrates subject command.	2	2	4	4
The teachers communicate effectively with the students and provide counseling, if necessary, in our difficult times and motivate us to study further.	2	2	4	3
The teacher encourages students for asking question, discussion, and classmate participation.	3	4	4	5
Your teacher makes topics easy to understand, generate interest and conducts students centric learning activities.	3	4	5	4
Sincerity and social commitment of our teacher is very good.	5	4	5	5
The teacher uses ICT tools (LCD projector, multimedia, email etc).	5	4	3	4
The teacher is fair and transparent in internal assessment and also provide sufficient time for feedback.	3	4	3	4
Teachers provide us information about the syllabus, scheme, our expected ability, course outcomes and outcomes of course programme.	3	3	4	5
Overall rating of the teacher	3	3	3	5

Tushar Padi



*[Handwritten Signature]*

**Principal**  
 Arts & Commerce College,  
 Warvat Bakal, Jalgaon