

SATPUDA EDUCATION SOCIETY, JALGAON JAMOD'S

# Arts & Commerce College

Warwat Bakal Tq. Sangrampur Dist - Buldhana (M.S.)



- Principal -  
**Dr. Shriram Yerankar**  
M.A., M.Phil, Ph.D.  
9423722316

NAAC Reaccredited with 'B' Grade

College Code : 327

- President -  
**Shri. Krushnarao Ingle**  
(Ex. M.L.A.)  
07266-221449

Website : [www.acscwb.co.in](http://www.acscwb.co.in)

E-mail : [327accwb@gmail.com](mailto:327accwb@gmail.com)

## Criterion II: Teaching- Learning and Evaluation

### 2.6 Student Performance and Learning Outcome

Session-2022-2023

#### Supporting Documents

Metric No.	Sr. No.	Content / File Description	Document Link
2.6.2.	A	Attainment Program Outcomes & Course Outcomes are evaluated by Institution	



SATPUDA EDUCATION SOCIETY, JALGAON

# Arts & Commerce College

Warvat Bakal Tq. Sangrampur Dist - Buldhana (M.S.)

NAAC Reaccredited with 'B' Grade

- Principal -  
**Dr. Shriram Yerankar**  
M.A., M.Phil, Ph.D.  
9423722316

College Code : 327

- President -  
**Shri. Krushnarao Ingle**  
(Ex. M.L.A.)  
07266-221449

Website : [www.acscwb.co.in](http://www.acscwb.co.in) E-mail : [327accwb@gmail.com](mailto:327accwb@gmail.com)

## CERTIFICATE

This is to certify that the documents attached as supporting documents for Criterion II: Teaching, Learning and Evaluation are verified from the college record and found to be correct to the best of my knowledge.



  
**Principal**  
Arts & Commerce College,  
Warvat Bakal Dist. Buldana  
Arts & Commerce College  
Warvat Bakal Dist- Buldana

The Institution offers a range of programs including Undergraduate, Postgraduate, Courses across various faculties such as Humanities, Commerce and Management and Science and Technology. These programs adhere to the syllabi prescribed by the parent university. Students undergo rigorous training and acquire both knowledge and skills essential for their personal development and societal contribution. Assessment tools are in accordance with Sant Gadge Baba Amravati University guidelines, with internal evaluations carrying a weightage of 20% and external evaluations contributing 80%. Internal evaluation methods encompass assignments, seminars, unit tests, tutorials, and quizzes, allowing faculty members to continually assess student performance. Evaluation criteria also include students' participation in learning activities and their willingness to take initiative. Meritorious students are recognized and honored during events such as Republic Day. The institution values student feedback, which is utilized to evaluate program and course outcomes. The success of programs and courses is gauged by metrics such as the number of students continuing their education and their participation in entrance tests like SET, NET, GATE, JAM, and other competitive examinations offered by governmental and non-governmental organizations. Furthermore, the institution tracks student placement rates, levels of self-employment, and engagement in social initiatives to assess the impact of its educational programs on students' future endeavors and societal contributions.

## Evaluation Process to measure Attainment of COs, PSOs & POs

### Evaluation of Attainment of Course Outcomes (COs)

1. Overall attainment of the COs is measured directly in terms of performance of the students in the semester end examinations conducted by the university.
2. After the declaration of the university examination results, every department of the college prepares reports of the Programme-wise and course-wise result analysis.
3. As per the pre-defined benchmarks, the respective departments evaluate the overall attainment level of all the COs for each course.
  - I) If, for a given course, 50% of the enrolled students score? 50 % marks in the final examination; then the overall attainment level of the COs is said to be LEVEL-1 (lowest level).
  - II) If, for a given course, 60% of the enrolled students score? 50 % marks in the final examination, then the overall attainment level of the COs is said to be LEVEL-2
  - III) If, for a given course, 70% of the enrolled students score? 50 % marks in the final examination; then the overall attainment level of the COs is said to be LEVEL-3 (highest level).

### Evaluation of Attainment of Programme Specific Outcomes (PSOs)

Overall attainment of PSOs of a given Programme is evaluated on the basis of attainment of the respective PSOs at department level. The departments evaluate attainment of PSOs on the basis of “Level of Attainment” of all corresponding COs and the overall performance of students in class tests, seminars, quizzes, home assignments, project assignments, semester end common test and students’ feedback on teaching, learning & evaluation.

### Evaluation of Programme Outcomes (POs) Attainment

The POs are the qualities that a graduates must have acquired at the time of completion of their Programme. Thus, at the end of each program, evaluation of attainment of POs is done from the COs and PSOs attainment of all subjects. Other key parameters considered for evaluation of attainment of POs are percentage of students due for degree, other achievements of the students and students’ feedback.



  
**Principal**  
Arts & Commerce College,  
Warvat Bakal Dist. Buldana

## Evaluation of attainment of COs

Programme Name-B.A.

Course Name: B.A.-1 SEM-I

### Result Analysis of Semester End Examination

A- No. of students those who have scored  $\geq 75\%$  Marks

B- No. of Student those who have scored  $\geq 60\%$  marks but  $\leq 74.99\%$  marks

C- No. of Student those who have scored  $\geq 50\%$  marks but  $< 59.99\%$

D- No. of Student those who have scored  $\geq 35\%$  marks but  $< 49.99\%$  (Pass)

Fail.

Course Name	Appeared	Pass	Percent %	A	B	C	D	Fail	% of students those have scored $\geq 50\%$ marks in final examination. $(A+B+C) \times 100 / (\text{appeared students for exam})$	Attainment Level
English	211	81	38.39	2	5	28	46	130	16.58%	LEVEL-1
Marathi	211	103	48.82	1	16	38	48	108	26.06%	LEVEL-1
MLT	14	8	57.14	1	0	7	0	6	57.14%	LEVEL-1
History	209	82	39.23	1	4	19	58	128	11.48%	LEVEL-1
Economics	206	84	40.78	2	14	15	53	122	15.04%	LEVEL-1
Political Science	206	89	43.20	1	4	30	54	117	16.99%	LEVEL-1

For eg. English

$A+B+C=2+5+28=35$  Therefore % of students those have scored  $\geq 50\%$  marks in final examination is,  $= 35/211 \times 100 = 16.58\%$  LEVEL-1

## Evaluation of attainment of COs

Programme Name-B.A.

Course Name: B.A.-1 SEM-II

Course Name	Appeared	Pass	Percent %	A	B	C	D	Fail	% of students those have scored $\geq 50\%$ marks in final examination. $(A+B+C) \times 100 / (\text{appeared students for exam})$	Attainment Level
English	137	111	81.02	2	40	44	25	26	62.77%	LEVEL-2
Marathi	137	89	64.96	1	5	30	53	48	26.27%	LEVEL-1
MLT	8	6	75	1	3	2	0	2	75%	LEVEL-3
History	136	98	72.06	0	9	34	55	38	31.61%	LEVEL-1
Economics	134	112	83.58	1	36	52	11	40	66.41%	LEVEL-2
Political Science	133	101	75.94	5	12	23	61	32	30.07%	LEVEL-1

## Evaluation of attainment of COs

Programme Name-B.A.

Course Name: B.A.-2 SEM-III

Course Name	Appeared	Pass	Percent %	A	B	C	D	Fail	% of students those have scored $\geq 50\%$ marks in final examination. $(A+B+C) \times 100 / (\text{appeared students for exam})$	Attainment Level
English	178	37	20.79	0	3	13	21	141	8.98%	LEVEL-1
Marathi	178	154	86.52	17	64	45	28	24	70.78%	LEVEL-3
MLT	13	5	38.46	0	2	3	0	8	38.46%	LEVEL-1
History	174	82	47.13	3	23	33	23	92	33.90%	LEVEL-1
Economics	171	69	40.35	0	17	36	16	102	30.99%	LEVEL-1
Political Science	176	84	47.73	0	15	34	35	92	27.84%	LEVEL-1

Evaluation of attainment of COs

Programme Name-B.A.

Course Name: B.A.-2 SEM-IV

Course Name	Appeared	Pass	Percent %	A	B	C	D	Fail	% of students those have scored $\geq 50$ % marks in final examination. $(A+B+C) \times 100 /$ (appeared students for exam)	Attainment Level
English	145	122	84.14	0	26	47	49	23	50.34%	LEVEL-1
Marathi	145	110	75.86	0	36	39	35	35	51.72%	LEVEL-1
MLT	10	3	30	0	0	3	0	7	30%	LEVEL-1
History	141	89	63.12	0	11	51	27	52	43.97%	LEVEL-1
Economics	140	100	71.43	1	36	52	11	40	63.57%	LEVEL-2
Political Science	144	92	80.70	2	26	55	9	52	57.63%	LEVEL-1

Evaluation of attainment of COs

Programme Name-B.A.

Course Name: B.A.-3 SEM-V

Course Name	Appeared	Pass	Percent %	A	B	C	D	Fail	% of students those have scored $\geq 50$ % marks in final examination. $(A+B+C) \times 100 /$ (appeared students for exam)	Attainment Level
English	119	32	26.89	0	5	14	13	87	15.96%	LEVEL-1
Marathi	119	85	71.43	2	31	34	18	34	56.30%	LEVEL-1
MLT	13	10	76.92	0	3	7	0	3	76.92%	LEVEL-3
History	118	38	32.20	0	3	16	19	80	16.10%	LEVEL-1
Economics	110	43	39.09	0	12	21	10	67	30%	LEVEL-1
Political Science	116	39	33.62	0	5	14	20	77	16.37%	LEVEL-1

Evaluation of attainment of COs

Programme Name-B.A.

Course Name: B.A.-3 SEM-VI

Course Name	Appeared	Pass	Percent %	A	B	C	D	Fail	% of students those have scored $\geq 50$ % marks in final examination. $(A+B+C) \times 100 /$ (appeared students for exam)	Attainment Level
English	96	42	43.75	0	5	22	15	54	28.12%	LEVEL-1
Marathi	96	78	81.25	1	29	32	16	18	64.58%	LEVEL-2
MLT	12	10	83.33	0	3	7	0	2	83.33%	LEVEL-3
History	95	77	81.05	1	19	37	20	18	60%	LEVEL-2
Economics	88	59	67.05	1	32	7	19	29	45.45%	LEVEL-1
Political Science	93	42	45.16	0	3	21	18	51	25.80%	LEVEL-1



  
**Principal**  
Arts & Commerce College,  
Warvat Bakal Dist. Buidana

## Evaluation of attainment of COs

### Programme Name-B.COM.

**Course Name:** PEC, ADC, PBO, CFS-I, BEC, FAC, PBM, CFS-II, AUD, COA, BM, MOS, ITB-I, COA, BST, IT, IFS, ITB-II, COST. A, BEN, BRF, IWWW-I, EOE-I, MAC, EOD, CLW, IWWW-II, EOC-II

## Result Analysis of Semester End Examination

- A- No. of students those who have scored  $\geq 75\%$  Marks  
B- No. of Student those who have scored  $\geq 60\%$  marks but  $\leq 74.99\%$  marks  
C- No. of Student those who have scored  $\geq 50\%$  marks but  $< 59.99\%$   
D- No. of Student those who have scored  $\geq 35\%$  marks but  $< 49.99\%$  (Pass)  
Fail.

Semester I (W-2022)											
Subject	Appeared	Passed	%	A	B	C	D	Fail	% of students those have scored $\geq 50\%$ marks in final examination. $(A+B+C) \times 100 /$ (appeared students for exam)	Attainment Level	
English	101	58	57.43	0	5	21	32	43	25.74%	LEVEL-1	
Marathi	101	54	53.46	0	3	34	16	47	36.63	LEVEL-1	
PEC	101	43	42.57	0	1	11	31	58	11.88%	LEVEL-1	
ADC	101	45	44.55	5	23	11	6	56	38.61%	LEVEL-1	
PBM	101	54	53.47	0	1	21	32	47	21.78%	LEVEL-1	
CFS-I	101	74	73.27	14	17	24	19	27	54.45	LEVEL-1	

For eg. English

$A+B+C=0+5+21=26$  Therefore % of students those have scored  $\geq 50\%$  marks in final examination is,  $= 26/101 \times 100 = 25.74\%$  LEVEL-1

Semester II (S-2023)											
Subject	Appeared	Passed	%	A	B	C	D	Fail	% of students those have scored $\geq 50\%$ marks in final examination. $(A+B+C) \times 100 /$ (appeared students for exam)	Attainment Level	
English	73	63	86.30	0	5	30	28	10	47.94%	LEVEL-1	
Marathi	73	66	90.41	0	15	30	21	7	61.64%	LEVEL-2	
BEC	73	60	82.19	0	12	27	21	13	53.42%	LEVEL-1	
FAC	73	60	82.19	0	2	28	30	13	41.09%	LEVEL-1	
PBO	73	64	87.67	0	16	24	24	9	54.79%	LEVEL-1	
CFS-II	73	67	91.78	5	17	25	20	6	64.68%	LEVEL-2	

Semester III (W-2022)											
Subject	Appeared	Passed	%	A	B	C	D	Fail	% of students those have scored $\geq 50\%$ marks in final examination. $(A+B+C) \times 100 /$ (appeared students for exam)	Attainment Level	
English	115	38	33.04	0	3	31	4	77	29.56%	LEVEL-1	
Marathi	115	91	79.13	3	51	32	5	24	74.78%	LEVEL-3	
AUD	115	58	50.43	0	6	38	14	57	38.26%	LEVEL-1	
COA	115	37	32.17	1	5	21	10	78	23.47%	LEVEL-1	
BUIS.M	115	57	49.56	18	21	15	3	58	46.95%	LEVEL-1	
MOS	115	74	64.34	18	23	31	2	41	62.60%	LEVEL-1	
ITBDP-I	115	100	86.95	3	56	38	2	15	84.34%	LEVEL-1	

Semester IV (S-2023)										
Subject	Appeared	Passed	%	A	B	C	D	Fail	% of students those have scored $\geq 50\%$ marks in final examination. $(A+B+C) \times 100 /$ (appeared students for exam)	Attainment Level
English	95	62	65.26	0	14	42	6	42	58.94%	LEVEL-1
Marathi	95	78	82.11	4	47	27	0	17	82.11%	LEVEL-3
CAT	95	49	51.58	10	12	25	2	46	49.47%	LEVEL-1
BST	95	41	43.15	4	14	19	4	54	38.94%	LEVEL-1
IT	95	39	41.05	0	14	23	2	56	38.94%	LEVEL-1
IFS	95	74	77.89	3	36	33	2	21	75.78%	LEVEL-3
ITBDP-II	95	74	77.89	6	53	15	0	21	77.89%	LEVEL-3

Semester-V (W-2022)										
Subject	Appeared	Passed	%	A	B	C	D	Fail	% of students those have scored $\geq 50\%$ marks in final examination. $(A+B+C) \times 100 /$ (appeared students for exam)	Attainment Level
English	98	55	56.12	2	20	30	3	43	23.06%	LEVEL-1
Marathi	98	87	88.77	13	58	16	0	11	88.77%	Level-3
COA	98	30	30.61	0	2	14	14	68	16.32%	LEVEL-1
BEN	98	77	78.57	1	30	44	2	21	76.53%	LEVEL-3
BRF	98	64	65.31	0	3	25	36	34	28.57%	LEVEL-1
IWWW-I	98	79	80.61	0	68	11	0	19	80.61%	LEVEL-3
EOE-I	98	85	86.73	2	69	14	0	13	86.73%	LEVEL-3

Semester-VI (S-2023)										
Subject	Appeared	Passed	%	A	B	C	D	Fail	% of students those have scored $\geq 50\%$ marks in final examination. $(A+B+C) \times 100 /$ (appeared students for exam)	Attainment Level
English	89	77	86.52	5	41	26	5	12	80.89%	LEVEL-3
Marathi	89	79	88.76	21	48	10	0	10	88.76	LEVEL-3
MAC	89	70	78.65	15	31	21	0	19	75.28%	LEVEL-3
EOD	89	50	56.17	0	1	44	5	39	50.56%	LEVEL-1
CLAW	89	59	66.29	0	8	37	14	30	50.56%	LEVEL-1
IWWW-II	89	79	88.76	32	44	3	0	10	88.76%	LEVEL-3
EOE-II	89	83	93.26	12	60	11	0	6	93.25%	LEVEL-3



  
**Principal**  
 Arts & Commerce College,  
 Warvat Bakal Dist. Buldana



## Evaluation of attainment of COs

Programme Name-B.Sc.

Course Name: B.Sc.-1 SEM-I

### Result Analysis of Semester End Examination

A- No. of students those who have scored  $\geq 75\%$  Marks

B- No. of Student those who have scored  $\geq 60\%$  marks but  $\leq 74.99\%$  marks

C- No. of Student those who have scored  $\geq 50\%$  marks but  $< 59.99\%$

D- No. of Student those who have scored  $\geq 35\%$  marks but  $< 49.99\%$  (Pass)

Fail.

Course Name	Appeared	Pass	Percent %	A	B	C	D	Fail	% of students those have scored $\geq 50\%$ marks in final examination. $(A+B+C) \times 100 /$ (appeared students for exam)	Attainment Level
English	124	53	42.74	0	10	18	25	71	22.58%	LEVEL-1
Marathi	124	112	88.89	12	59	24	17	12	76.61%	LEVEL-3
Chemistry	124	32	25.81	2	16	14	0	92	25.80%	LEVEL-1
Botany	94	24	25.53	0	12	11	1	70	24.46%	LEVEL-1
Zoology	94	48	51.06	0	22	22	4	46	46.80%	LEVEL-1
Physics	30	26	86.67	0	16	8	2	4	80%	LEVEL-3
Computer Science	30	19	63.33	0	12	7	0	11	63.33%	LEVEL-2

For eg. English

$A+B+C=0+10+18=28$  Therefore % of students those have scored  $\geq 50\%$  marks in final examination is,  $= 28/124 \times 100 = 22.58\%$  LEVEL-1

## Evaluation of attainment of COs

Programme Name-B.Sc.

Course Name: B.Sc.-1 SEM-II

Course Name	Appeared	Pass	Percent %	A	B	C	D	Fail	% of students those have scored $\geq 50\%$ marks in final examination. $(A+B+C) \times 100 /$ (appeared students for exam)	Attainment Level
English	100	89	89	1	21	37	30	11	59%	LEVEL-1
Marathi	100	93	93	18	48	19	8	7	85%	LEVEL-3
Chemistry	100	48	48	12	35	1	52	48	48%	LEVEL-1
Botany	72	43	59.72	1	13	29	0	29	59.72%	LEVEL-1
Zoology	72	35	48.61	0	14	16	05	37	41.66%	LEVEL-1
Physics	28	24	85.71	2	17	4	1	4	82.17%	LEVEL-3
Computer Science	28	9	32.14	0	9	0	0	19	32.14%	LEVEL-1

## Evaluation of attainment of COs

Programme Name-B.Sc.

Course Name: B.Sc.-2 SEM-III

Course Name	Appeared	Pass	Percent %	A	B	C	D	Fail	% of students those have scored $\geq 50\%$ marks in final examination. $(A+B+C) \times 100 /$ (appeared students for exam)	Attainment Level
Chemistry	68	15	22.06	1	10	4	0	53	22.05%	LEVEL-1
Botany	47	7	40	1	3	3	0	40	14.89%	LEVEL-1
Zoology	47	11	23.40	2	4	5	0	36	23.40%	LEVEL-1
Physics	21	4	19.05	0	4	0	0	17	19.04%	LEVEL-1
Computer Science	21	4	19.05	0	4	0	0	17	19.04%	LEVEL-1

Evaluation of attainment of COs

Programme Name-B.Sc.

Course Name: B.Sc.-2 SEM-IV

Course Name	Appeared	Pass	Percent %	A	B	C	D	Fail	% of students those have scored $\geq 50\%$ marks in final examination. $(A+B+C) \times 100 /$ (appeared students for exam)	Attainment Level
Chemistry	51	29	58.86	4	10	15	0	22	56.86%	LEVEL-1
Botany	34	24	71	1	11	12	0	10	70.58%	LEVEL-3
Zoology	34	26	76.47	0	20	06	0	08	76.47%	LEVEL-3
Physics	17	8	47.06	0	4	4	0	9	47.05%	LEVEL-1
Computer Science	17	7	41.18	0	4	3	0	10	41.18%	LEVEL-1

Evaluation of attainment of COs

Programme Name-B.Sc.

Course Name: B.Sc. -3 SEM-V

Course Name	Appeared	Pass	Percent %	A	B	C	D	Fail	% of students those have scored $\geq 50\%$ marks in final examination. $(A+B+C) \times 100 /$ (appeared students for exam)	Attainment Level
Chemistry	80	33	41.25	2	23	17	38	47	52.5%	LEVEL-1
Botany	65	28	41.54	0	23	5	0	37	41.53%	LEVEL-1
Zoology	65	31	47.69	1	21	8	01	34	46.15%	LEVEL-1
Physics	15	7	46.67	1	4	2	0	8	46.67%	LEVEL-1
Computer Science	15	8	53.33	1	6	1	0	7	53.33%	LEVEL-1

Evaluation of attainment of COs

Programme Name-B.Sc.

Course Name: B.Sc.-3 SEM-VI

Course Name	Appeared	Pass	Percent %	A	B	C	D	Fail	% of students those have scored $\geq 50\%$ marks in final examination. $(A+B+C) \times 100 /$ (appeared students for exam)	Attainment Level
Chemistry	73	68	93.15	17	38	12	1	5	91.78%	LEVEL-3
Botany	60	45	75	7	31	7	0	15	75%	LEVEL-3
Zoology	60	46	76.67	5	25	16	0	14	76.66%	LEVEL-3
Physics	13	8	61.54	0	7	1	0	5	61.54%	LEVEL-2
Computer Science	13	8	61.54	1	7	0	0	5	61.54%	LEVEL-2



  
Principal  
Arts & Commerce College,  
Warvat Bakal Dist. Buldana

## Evaluation of attainment of COs

Programme Name-M.A.

Course Name: M.A.-1 SEM-I Political Science

### Result Analysis of Semester End Examination

A- No. of students those who have scored  $\geq 75\%$  Marks

B- No. of Student those who have scored  $\geq 60\%$  marks but  $\leq 74.99\%$  marks

C- No. of Student those who have scored  $\geq 50\%$  marks but  $< 59.99\%$

D- No. of Student those who have scored  $\geq 35\%$  marks but  $< 49.99\%$  (Pass)

Fail.

Course Name	Appeared	Pass	Percent %	A	B	C	D	Fail	% of students those have scored $\geq 50\%$ marks in final examination. (A+B+C) x100/ (appeared students for exam)	Attainment Level
D2471 Indian Political Thought	32	27	84.38	0	2	16	9	5	56.25%	LEVEL-1
D2472 Indian Government & Politics	32	29	90.63	0	8	15	6	3	71.87%	LEVEL-3
D2473 Public Administration	32	27	84.38	0	0	11	16	5	34.37%	LEVEL-1
D2474 Local Self-Government	32	31	96.88	1	20	10	0	1	96.87%	LEVEL-3

For eg. Indian Political Thought

$A+B+C=0+2+16=18$  Therefore % of students those have scored  $\geq 50\%$  marks in final examination is,  $= 18/32*100=56.25\%$  LEVEL-1

## Evaluation of attainment of COs

Programme Name-M.A.

Course Name: M.A.-1 SEM-II Political Science

### Result Analysis of Semester End Examination

A- No. of students those who have scored  $\geq 75\%$  Marks

B- No. of Student those who have scored  $\geq 60\%$  marks but  $\leq 74.99\%$  marks

C- No. of Student those who have scored  $\geq 50\%$  marks but  $< 59.99\%$

D- No. of Student those who have scored  $\geq 35\%$  marks but  $< 49.99\%$  (Pass)

Fail.

Course Name	Appeared	Pass	Percent %	A	B	C	D	Fail	% of students those have scored $\geq 50\%$ marks in final examination. (A+B+C) x100/ (appeared students for exam)	Attainment Level
D2471 Indian Political Thought	29	21	72.41	0	7	14	0	8	72.41%	LEVEL-3
D2472 Indian Government & Politics	29	7	24.14	0	1	6	0	22	25%	LEVEL-1
D2473 Public Administration	29	7	24.14	0	1	6	0	22	25%	LEVEL-1
D2474 Local Self-Government	29	25	86.21	1	4	20	0	4	86.20%	LEVEL-3



  
**Principal**  
Arts & Commerce College,  
Warvat Bakal Dist. Buldana

## Evaluation of attainment of COs

Programme Name-M.A.

Course Name: M.A.-1 SEM-I Economics

### Result Analysis of Semester End Examination

A- No. of students those who have scored  $\geq 75\%$  Marks

B- No. of Student those who have scored  $\geq 60\%$  marks but  $\leq 74.99\%$  marks

C- No. of Student those who have scored  $\geq 50\%$  marks but  $< 59.99\%$

D- No. of Student those who have scored  $\geq 35\%$  marks but  $< 49.99\%$  (Pass)

Fail.

Course Name	Appeared	Pass	Percent %	A	B	C	D	Fail	% of students those have scored $\geq 50\%$ marks in final examination. (A+B+C) x100/ (appeared students for exam)	Attainment Level
P-1 Micro Economics-I	32	32	100	1	18	12	1	0	96.87%	LEVEL-3
P-2 Macro Economics-I	32	31	96.87	0	1	11	19	1	37.5%	LEVEL-1
P-3 Agricultural Economics	32	31	96.87	0	10	10	11	1	62.5%	LEVEL-2
P-4 Public Finance	32	32	100	2	16	14	0	0	100%	LEVEL-3

For eg. Micro Economics

A+B+C=1+18+12=31 Therefore % of students those have scored  $\geq 50\%$  marks in final examination is, =  $31/32 \times 100 = 96.87\%$  LEVEL-3

## Evaluation of attainment of COs

Programme Name-M.A.

Course Name: M.A.-1 SEM-II Economics

### Result Analysis of Semester End Examination

A- No. of students those who have scored  $\geq 75\%$  Marks

B- No. of Student those who have scored  $\geq 60\%$  marks but  $\leq 74.99\%$  marks

C- No. of Student those who have scored  $\geq 50\%$  marks but  $< 59.99\%$

D- No. of Student those who have scored  $\geq 35\%$  marks but  $< 49.99\%$  (Pass)

Fail.

Course Name	Appeared	Pass	Percent %	A	B	C	D	Fail	% of students those have scored $\geq 50\%$ marks in final examination. (A+B+C) x100/ (appeared students for exam)	Attainment Level
Micro Economics-II	32	32	100	3	6	19	4	0	87.5%	LEVEL-3
Macro Economics-II	32	32	100	0	7	20	5	0	84.27%	LEVEL-3
Agricultural Economics	32	32	100	1	6	20	5	0	84.37%	LEVEL-3
Environmental Economics	32	32	100	1	8	20	3	0	90.62%	LEVEL-3



  
Principal  
Arts & Commerce College,  
Warvat Bakal Dist. Buldana

Evaluation of attainment of COs

Programme Name-M.COM.

Course Name: M.Com.-1 SEM-I Commerce

Result Analysis of Semester End Examination

- A- No. of students those who have scored  $\geq 75\%$  Marks  
B- No. of Student those who have scored  $\geq 60\%$  marks but  $\leq 74.99\%$  marks  
C- No. of Student those who have scored  $\geq 50\%$  marks but  $< 59.99\%$   
D- No. of Student those who have scored  $\geq 35\%$  marks but  $< 49.99\%$  (Pass)  
Fail.

Course Name	Appeared	Pass	Percent %	A	B	C	D	Fail	% of students those have scored $\geq 50\%$ marks in final examination. (A+B+C) x100/ (appeared students for exam)	Attainment Level
AFCA	40	38	95.00	0	1	27	10	02	70%	LEVEL-3
BIS	40	37	92.5	1	5	13	19	3	47.5%	LEVEL-1
MEC	40	38	95	0	10	22	6	2	80%	LEVEL-3
SRM	40	35	87.5	0	1	11	13	5	30%	LEVEL-1

For eg. AFCA

$A+B+C=0+1+27=28$  Therefore % of students those have scored  $\geq 50\%$  marks in final examination is,  $= 35/211*100=70\%$  LEVEL-3

Evaluation of attainment of COs

Programme Name-M.COM.

Course Name: M.Com.-1 SEM-II Commerce

Result Analysis of Semester End Examination

- A- No. of students those who have scored  $\geq 75\%$  Marks  
B- No. of Student those who have scored  $\geq 60\%$  marks but  $\leq 74.99\%$  marks  
C- No. of Student those who have scored  $\geq 50\%$  marks but  $< 59.99\%$   
D- No. of Student those who have scored  $\geq 35\%$  marks but  $< 49.99\%$  (Pass)  
Fail.

Course Name	Appeared	Pass	Percent %	A	B	C	D	Fail	% of students those have scored $\geq 50\%$ marks in final examination. (A+B+C) x100/ (appeared students for exam)	Attainment Level
AMD (DEC)	40	31	77.50	0	0	2	29	9	5%	LEVEL-1
AMD (AEC)	40	40	100	40	0	0	0	0	100%	LEVEL-3
MOB	40	39	97.5	0	3	35	1	1	95%	LEVEL-3
SMA	40	39	97.5	0	14	23	2	1	92.5%	LEVEL-3
CAB	40	38	95	7	28	3	2	2	95%	LEVEL-3



  
Principal  
Arts & Commerce College,  
Warvat Bakal Dist. Buldana

### Evaluation of attainment of COs

Programme Name-M.Sc.

Course Name: M.Sc.-1 SEM-I Chemistry

### Result Analysis of Semester End Examination

A- No. of students those who have scored  $\geq 75\%$  Marks

B- No. of Student those who have scored  $\geq 60\%$  marks but  $\leq 74.99\%$  marks

C- No. of Student those who have scored  $\geq 50\%$  marks but  $< 59.99\%$

D- No. of Student those who have scored  $\geq 35\%$  marks but  $< 49.99\%$  (Pass)

Fail.

Course Name	Appeared	Pass	Percent %	A	B	C	D	Fail	% of students those have scored $\geq 50\%$ marks in final examination. $(A+B+C) \times 100 / (\text{appeared students for exam})$	Attainment Level
In-Organic Chemistry	20	17	85	0	2	7	8	3	45%	LEVEL-1
Organic Chemistry	20	19	95	0	1	11	7	1	63.15%	LEVEL-2
Physical Chemistry	20	18	90	0	0	3	15	2	15%	LEVEL-1
Analytical Chemistry	20	20	100	0	2	13	5	0	75%	LEVEL-3
AEC-01	20	20	100	19	1	0	0	0	100%	LEVEL-3
Lab-1 Physical Chemistry	20	20	100	20	0	0	0	0	100%	LEVEL-3
Lab-2 Organic Chemistry	20	20	100	20	0	0	0	0	100%	LEVEL-3

For eg. In-Organic Chemistry

$A+B+C=0+2+7=9$  Therefore % of students those have scored  $\geq 50\%$  marks in final examination is,  $= 09/20 \times 100 = 45\%$  LEVEL-1

### Evaluation of attainment of COs

Programme Name-M.Sc.

Course Name: M.Sc.-1 SEM-II Chemistry

### Result Analysis of Semester End Examination

A- No. of students those who have scored  $\geq 75\%$  Marks

B- No. of Student those who have scored  $\geq 60\%$  marks but  $\leq 74.99\%$  marks

C- No. of Student those who have scored  $\geq 50\%$  marks but  $< 59.99\%$

D- No. of Student those who have scored  $\geq 35\%$  marks but  $< 49.99\%$  (Pass)

Fail.

Course Name	Appeared	Pass	Percent %	A	B	C	D	Fail	% of students those have scored $\geq 50\%$ marks in final examination. $(A+B+C) \times 100 / (\text{appeared students for exam})$	Attainment Level
In-Organic Chemistry	20	19	95	0	0	0	19	1	0%	LEVEL-1
Organic Chemistry	20	20	100	0	1	11	8	0	60%	LEVEL-2
Physical Chemistry	20	20	100	0	0	4	16	0	20%	LEVEL-1
Analytical Chemistry	20	20	100	0	0	7	13	0	35%	LEVEL-1
AEC-02	20	20	100	20	0	0	0	0	100%	LEVEL-3
Lab-3 Physical Chemistry	20	20	100	20	0	0	0	0	100%	LEVEL-3
Lab-4 In-Organic Chemistry	20	20	100	20	0	0	0	0	100%	LEVEL-3



*[Signature]*  
Principal  
Arts & Commerce College,  
Warvat Bakal Dist. Buldana

## Evaluation of attainment of COs

Programme Name-M.Sc.

Course Name: M.Sc.-1 SEM-I Botany

### Result Analysis of Semester End Examination

A- No. of students those who have scored  $\geq 75\%$  Marks

B- No. of Student those who have scored  $\geq 60\%$  marks but  $\leq 74.99\%$  marks

C- No. of Student those who have scored  $\geq 50\%$  marks but  $< 59.99\%$

D- No. of Student those who have scored  $\geq 35\%$  marks but  $< 49.99\%$  (Pass)

Fail.

Course Name	Appeared	Pass	Percent %	A	B	C	D	Fail	% of students those have scored $\geq 50\%$ marks in final examination. (A+B+C) x100/ (appeared students for exam)	Attainment Level
Cell & Molecular Biology	20	19	95	0	0	11	8	1	55%	LEVEL-1
Evolution & Div. of Algae & Fungi	20	20	100	16	4	0	0	0	100%	LEVEL-3
Eco. Botany & Res. Ut	20	20	100	4	14	2	0	0	100%	LEVEL-3
Plant Development	20	20	100	0	14	4	2	0	90%	LEVEL-3
AEC-1	20	20	100	17	3	0	0	0	100%	LEVEL-3
Lab-1	20	20	100	8	12	0	0	0	100%	LEVEL-3
Lab-2	20	20	100	8	10	2	0	0	100%	LEVEL-3

For eg. Cell Biology

$A+B+C=0+0+11=11$  Therefore % of students those have scored  $\geq 50\%$  marks in final examination is,  $= 35/211*100=55\%$  LEVEL-1

## Evaluation of attainment of COs

Programme Name-M.Sc.

Course Name: M.Sc.-1 SEM-II Botany

### Result Analysis of Semester End Examination

A- No. of students those who have scored  $\geq 75\%$  Marks


B- No. of Student those who have scored  $\geq 60\%$  marks but  $\leq 74.99\%$  marks


C- No. of Student those who have scored  $\geq 50\%$  marks but  $< 59.99\%$

D- No. of Student those who have scored  $\geq 35\%$  marks but  $< 49.99\%$  (Pass)

Fail.

Course Name	Appeared	Pass	Percent %	A	B	C	D	Fail	% of students those have scored $\geq 50\%$ marks in final examination. (A+B+C) x100/ (appeared students for exam)	Attainment Level
Plant Physiology	20	18	90	0	1	2	15	2	15%	LEVEL-1
Evolution & Div. Of Bryophyta & Pteridophyta	20	20	100	0	6	12	2	0	90%	LEVEL-3
Genetics & Plant Breeding	20	20	100	2	10	8	0	0	100%	LEVEL-3
Plant Biochemistry. & pharmacognosy	20	20	100	0	5	12	3	0	85%	LEVEL-3
AEC-2	20	20	100	13	7	0	0	0	100%	LEVEL-3
Lab-3	20	19	95	10	7	2	0	1	95%	LEVEL-3
Lab-4	20	19	95	10	8	1	0	0	95%	LEVEL-3



  
Principal  
Arts & Commerce College,  
Warvat Bakal Dist. Buldana

## Evaluation of attainment of COs

Programme Name-M.Sc.

Course Name: M.Sc.-1 SEM-I Zoology

### Result Analysis of Semester End Examination

A- No. of students those who have scored  $\geq 75\%$  Marks

B- No. of Student those who have scored  $\geq 60\%$  marks but  $\leq 74.99\%$  marks

C- No. of Student those who have scored  $\geq 50\%$  marks but  $< 59.99\%$

D- No. of Student those who have scored  $\geq 35\%$  marks but  $< 49.99\%$  (Pass)

Fail.

Course Name	Appeared	Pass	Percent %	A	B	C	D	Fail	% of students those have scored $\geq 50\%$ marks in final examination. $(A+B+C) \times 100 /$ (appeared students for exam)	Attainment Level
Non-Chordata P-1	17	15	88.23	0	8	7	0	2	88.23%	LEVEL-3
Chordata P-2	17	17	100	0	0	9	8	0	52.94%	LEVEL-1
Gamete Biology P-3	17	17	100	2	10	5	0	0	100%	LEVEL-3
Genes Differentiation P-4	17	17	100	0	7	5	5	0	70.58%	LEVEL-3
Lab-1 (Non-Chordata & Chordata)	17	17	100	17	0	0	0	0	100%	LEVEL-3
Lab-2 (Gamete Biology & Genes And Differentiation)	17	17	100	17	0	0	0	0	100%	LEVEL-3

For eg. Non-Chordata

$A+B+C=0+8+7=15$  Therefore % of students those have scored  $\geq 50\%$  marks in final examination is,  $= 15/17 \times 100 = 88.23\%$  LEVEL-3

## Evaluation of attainment of COs

Programme Name-M.Sc.

Course Name: M.Sc.-1 SEM-II Zoology

### Result Analysis of Semester End Examination

A- No. of students those who have scored  $\geq 75\%$  Marks


B- No. of Student those who have scored  $\geq 60\%$  marks but  $\leq 74.99\%$  marks

C- No. of Student those who have scored  $\geq 50\%$  marks but  $< 59.99\%$

D- No. of Student those who have scored  $\geq 35\%$  marks but  $< 49.99\%$  (Pass)

Fail.

Course Name	Appeared	Pass	Percent %	A	B	C	D	Fail	% of students those have scored $\geq 50\%$ marks in final examination. $(A+B+C) \times 100 /$ (appeared students for exam)	Attainment Level
Molecular Cell Biology P-5	17	17	100	0	5	11	1	0	94.11%	LEVEL-3
Tools And Techniques P-6	17	17	100	0	5	8	4	0	76.47%	LEVEL-3
Endocrinology P-7	17	17	100	0	6	9	2	0	88.23%	LEVEL-3
Environment And Ecology P-8	17	17	100	0	8	7	2	0	88.23%	LEVEL-3
Lab-3 (Molecular Cell Biology & Tools & Techniques)	17	17	100	17	0	0	0	0	100%	LEVEL-3
Lab-4 (Endocrinology & Environment And Ecology)			100	16	1	0	0	0	100%	LEVEL-3



**Principal**  
Arts & Commerce College,  
Warvat Bakal Dist. Buldana



## Evaluation of attainment of PSOs

Programme Name-B.A.

Course Name: B.A. -1 ENGLISH SEM-I- SEM-VI

### Result Analysis of Semester End Examination

A- No. of students those who have scored  $\geq 75\%$  Marks

B- No. of Student those who have scored  $\geq 60\%$  marks but  $\leq 74.99\%$  marks

C- No. of Student those who have scored  $\geq 50\%$  marks but  $< 59.99\%$

D- No. of Student those who have scored  $\geq 35\%$  marks but  $< 49.99\%$  (Pass)

Fail.

Course Name	Appeared	Pass	Percent %	A	B	C	D	Fail	% of students those have scored $\geq 50\%$ marks in final examination. (A+B+C) x100/ (appeared students for exam)	Attainment Level
English	211	81	38.39	2	5	28	46	130	16.58%	LEVEL-1
English	137	111	81.02	2	40	44	25	26	62.77%	LEVEL-2
English	178	37	20.79	0	3	13	21	141	8.98%	LEVEL-1
English	145	122	84.14	0	26	47	49	23	50.34%	LEVEL-1
English	119	32	26.89	0	5	14	13	87	15.96%	LEVEL-1
English	96	42	43.75	0	5	22	15	54	28.12%	LEVEL-1
<b>TOTAL</b>	<b>886</b>	<b>425</b>	<b>47.96%</b>	<b>4</b>	<b>84</b>	<b>168</b>	<b>169</b>	<b>461</b>	<b>28.89%</b>	<b>LEVEL-1</b>

## Evaluation of attainment of PSOs

Programme Name-B.A.

Course Name: B.A. -1 MARATHI SEM-I- SEM-VI

### Result Analysis of Semester End Examination

A- No. of students those who have scored  $\geq 75\%$  Marks

B- No. of Student those who have scored  $\geq 60\%$  marks but  $\leq 74.99\%$  marks

C- No. of Student those who have scored  $\geq 50\%$  marks but  $< 59.99\%$

D- No. of Student those who have scored  $\geq 35\%$  marks but  $< 49.99\%$  (Pass)

Fail.

Course Name	Appeared	Pass	Percent %	A	B	C	D	Fail	% of students those have scored $\geq 50\%$ marks in final examination. (A+B+C) x100/ (appeared students for exam)	Attainment Level
Marathi	211	103	48.82	1	16	38	48	108	26.06%	LEVEL-1
Marathi	137	89	64.96	1	5	30	53	48	26.27%	LEVEL-1
Marathi	178	154	86.52	17	64	45	28	24	70.78%	LEVEL-3
Marathi	145	110	75.86	0	36	39	35	35	51.72%	LEVEL-1
Marathi	119	85	71.43	2	31	34	18	34	56.30%	LEVEL-1
Marathi	96	78	81.25	1	29	32	16	18	64.58%	LEVEL-2
<b>TOTAL</b>	<b>886</b>	<b>619</b>	<b>69.86%</b>	<b>22</b>	<b>181</b>	<b>218</b>	<b>198</b>	<b>267</b>	<b>47.52%</b>	<b>LEVEL-1</b>



  
**Principal**  
Arts & Commerce College,  
Warvat Bakal Dist. Buldana

Evaluation of attainment of PSOs

Programme Name-B.A.

Course Name: B.A.-1 MARATHI LITERATURE SEM-I- SEM-VI

Result Analysis of Semester End Examination

A- No. of students those who have scored  $\geq 75\%$  Marks

B- No. of Student those who have scored  $\geq 60\%$  marks but  $\leq 74.99\%$  marks

C- No. of Student those who have scored  $\geq 50\%$  marks but  $< 59.99\%$

D- No. of Student those who have scored  $\geq 35\%$  marks but  $< 49.99\%$  (Pass)

Fail.

Course Name	Appeared	Pass	Percent %	A	B	C	D	Fail	% of students those have scored $\geq 50\%$ marks in final examination. (A+B+C) x100/ (appeared students for exam)	Attainment Level
MLT	14	8	57.14	1	0	7	0	6	57.14%	LEVEL-1
MLT	8	6	75	1	3	2	0	2	75%	LEVEL-3
MLT	13	5	38.46	0	2	3	0	8	38.46%	LEVEL-1
MLT	10	3	30	0	0	3	0	7	30%	LEVEL-1
MLT	13	10	76.92	0	3	7	0	3	76.92%	LEVEL-3
MLT	12	10	83.33	0	3	7	0	2	83.33%	LEVEL-3
<b>TOTAL</b>	<b>70</b>	<b>42</b>	<b>60.00</b>	<b>2</b>	<b>11</b>	<b>29</b>	<b>0</b>	<b>28</b>	<b>60.00%</b>	<b>LEVEL-2</b>

Evaluation of attainment of PSOs

Programme Name-B.A.

Course Name: B.A.-1 HISTORY SEM-I- SEM-VI

Result Analysis of Semester End Examination

A- No. of students those who have scored  $\geq 75\%$  Marks

B- No. of Student those who have scored  $\geq 60\%$  marks but  $\leq 74.99\%$  marks

C- No. of Student those who have scored  $\geq 50\%$  marks but  $< 59.99\%$

D- No. of Student those who have scored  $\geq 35\%$  marks but  $< 49.99\%$  (Pass)

Fail.

Course Name	Appeared	Pass	Percent %	A	B	C	D	Fail	% of students those have scored $\geq 50\%$ marks in final examination. (A+B+C) x100/ (appeared students for exam)	Attainment Level
History	209	82	39.23	1	4	19	58	128	11.48%	LEVEL-1
History	136	98	72.06	0	9	34	55	38	31.61%	LEVEL-1
History	174	82	47.13	3	23	33	23	92	33.90%	LEVEL-1
History	141	89	63.12	0	11	51	27	52	43.97%	LEVEL-1
History	118	38	32.2	0	3	16	19	80	16.10%	LEVEL-1
History	95	77	81.05	1	19	37	20	18	60%	LEVEL-2
<b>TOTAL</b>	<b>873</b>	<b>466</b>	<b>53.38</b>	<b>5</b>	<b>69</b>	<b>190</b>	<b>202</b>	<b>408</b>	<b>30.24%</b>	<b>LEVEL-1</b>



  
**Principal**  
Arts & Commerce College,  
Warvat Bakal Dist. Buldana

Evaluation of attainment of PSOs

Programme Name-B.A.

Course Name: B.A.-1 ECONOMICS SEM-I- SEM-VI

Result Analysis of Semester End Examination

A- No. of students those who have scored  $\geq 75\%$  Marks

B- No. of Student those who have scored  $\geq 60\%$  marks but  $\leq 74.99\%$  marks

C- No. of Student those who have scored  $\geq 50\%$  marks but  $< 59.99\%$

D- No. of Student those who have scored  $\geq 35\%$  marks but  $< 49.99\%$  (Pass)

Fail.

Course Name	Appeared	Pass	Percent %	A	B	C	D	Fail	% of students those have scored $\geq 50\%$ marks in final examination. (A+B+C) x100/ (appeared students for exam)	Attainment Level
Economics	206	84	40.78	2	14	15	53	122	15.04%	LEVEL-1
Economics	134	112	83.58	1	36	52	11	40	66.41%	LEVEL-2
Economics	171	69	40.35	0	17	36	16	102	30.99%	LEVEL-1
Economics	140	100	71.43	1	36	52	11	40	63.57%	LEVEL-2
Economics	110	43	39.09	0	12	21	10	67	30%	LEVEL-1
Economics	88	59	67.05	1	32	7	19	29	45.45%	LEVEL-1
<b>TOTAL</b>	<b>849</b>	<b>467</b>	<b>55.01</b>	<b>5</b>	<b>147</b>	<b>183</b>	<b>120</b>	<b>400</b>	<b>39.46%</b>	<b>LEVEL-1</b>

Evaluation of attainment of PSOs

Programme Name-B.A.

Course Name: B.A.-1 POLITICAL SCIENCE SEM-I- SEM-VI

Result Analysis of Semester End Examination

A- No. of students those who have scored  $\geq 75\%$  Marks

B- No. of Student those who have scored  $\geq 60\%$  marks but  $\leq 74.99\%$  marks

C- No. of Student those who have scored  $\geq 50\%$  marks but  $< 59.99\%$

D- No. of Student those who have scored  $\geq 35\%$  marks but  $< 49.99\%$  (Pass)

Fail.

Course Name	Appeared	Pass	Percent %	A	B	C	D	Fail	% of students those have scored $\geq 50\%$ marks in final examination. (A+B+C) x100/ (appeared students for exam)	Attainment Level
Political Science	206	89	43.2	1	4	30	54	117	16.99%	LEVEL-1
Political Science	133	101	75.94	5	12	23	61	32	30.07%	LEVEL-1
Political Science	176	84	47.73	0	15	34	35	92	27.84%	LEVEL-1
Political Science	144	92	80.7	2	26	55	9	52	57.63%	LEVEL-1
Political Science	116	39	33.62	0	5	14	20	77	16.37%	LEVEL-1
Political Science	93	42	45.16	0	3	21	18	51	25.80%	LEVEL-1
<b>TOTAL</b>	<b>868</b>	<b>447</b>	<b>51.50</b>	<b>8</b>	<b>65</b>	<b>177</b>	<b>197</b>	<b>421</b>	<b>28.80%</b>	<b>LEVEL-1</b>



  
Principal  
Arts & Commerce College,  
Warvat Bakal Dist. Buldana

Evaluation of attainment of PSOs

Programme Name-B.COM. ENGLISH

Course Name: B.COM. -1 SEM-I- SEM-VI

Result Analysis of Semester End Examination

A- No. of students those who have scored  $\geq 75\%$  Marks

B- No. of Student those who have scored  $\geq 60\%$  marks but  $\leq 74.99\%$  marks

C- No. of Student those who have scored  $\geq 50\%$  marks but  $< 59.99\%$

D- No. of Student those who have scored  $\geq 35\%$  marks but  $< 49.99\%$  (Pass)

Fail.

Course Name	Appeared	Pass	Percent %	A	B	C	D	Fail	% of students those have scored $\geq 50\%$ marks in final examination. (A+B+C) x100/ (appeared students for exam)	Attainment Level
English	101	58	57.43	0	5	21	32	43	25.74%	LEVEL-1
English	73	63	86.3	0	5	30	28	10	47.94%	LEVEL-1
English	115	38	33.04	0	3	31	4	77	29.56%	LEVEL-1
English	95	62	65.26	0	14	42	6	42	58.94%	LEVEL-1
English	98	55	56.12	2	20	30	3	43	23.06%	LEVEL-1
English	89	77	86.52	5	41	26	5	12	80.89%	LEVEL-3
<b>TOTAL</b>	<b>571</b>	<b>353</b>	<b>61.82</b>	<b>7</b>	<b>88</b>	<b>180</b>	<b>78</b>	<b>227</b>	<b>48.16%</b>	<b>LEVEL-1</b>

Evaluation of attainment of PSOs

Programme Name-B.COM.

Course Name: B.COM. -1 MARATHI SEM-I- SEM-VI

Result Analysis of Semester End Examination

A- No. of students those who have scored  $\geq 75\%$  Marks

B- No. of Student those who have scored  $\geq 60\%$  marks but  $\leq 74.99\%$  marks

C- No. of Student those who have scored  $\geq 50\%$  marks but  $< 59.99\%$

D- No. of Student those who have scored  $\geq 35\%$  marks but  $< 49.99\%$  (Pass)

Fail.

Course Name	Appeared	Pass	Percent %	A	B	C	D	Fail	% of students those have scored $\geq 50\%$ marks in final examination. (A+B+C) x100/ (appeared students for exam)	Attainment Level
Marathi	101	54	53.46	0	3	34	16	47	36.63	LEVEL-1
Marathi	73	66	90.41	0	15	30	21	7	61.64%	LEVEL-2
Marathi	115	91	79.13	3	51	32	5	24	74.78%	LEVEL-3
Marathi	95	78	82.11	4	47	27	0	17	82.11%	LEVEL-3
Marathi	98	87	88.77	13	58	16	0	11	88.77%	Level-3
Marathi	89	79	88.76	21	48	10	0	10	88.76	LEVEL-3
<b>TOTAL</b>	<b>571</b>	<b>455</b>	<b>79.68</b>	<b>41</b>	<b>222</b>	<b>149</b>	<b>42</b>	<b>116</b>	<b>72.15%</b>	<b>LEVEL-3</b>



  
Principal  
Arts & Commerce College,  
Warvat Bakal Dist. Buldana

Evaluation of attainment of PSOs

Programme Name-B.COM.

Course Name: B.COM. PEC, BEC, MOS, IFS, BEN, EOD-1 SEM-I- SEM-VI

Result Analysis of Semester End Examination

A- No. of students those who have scored  $\geq 75\%$  Marks

B- No. of Student those who have scored  $\geq 60\%$  marks but  $\leq 74.99\%$  marks

C- No. of Student those who have scored  $\geq 50\%$  marks but  $< 59.99\%$

D- No. of Student those who have scored  $\geq 35\%$  marks but  $< 49.99\%$  (Pass)

Fail.

Course Name	Appeared	Pass	Percent %	A	B	C	D	Fail	% of students those have scored $\geq 50\%$ marks in final examination. (A+B+C) x100/ (appeared students for exam)	Attainment Level
PEC	101	43	42.57	0	1	11	31	58	11.88%	LEVEL-1
BEC	73	60	82.19	0	12	27	21	13	53.42%	LEVEL-1
MOS	115	74	64.34	18	23	31	2	41	62.60%	LEVEL-1
IFS	95	74	77.89	3	36	33	2	21	75.78%	LEVEL-3
BEN	98	77	78.57	1	30	44	2	21	76.53%	LEVEL-3
EOD	89	50	56.17	0	1	44	5	39	50.56%	LEVEL-1
<b>TOTAL</b>	<b>571</b>	<b>378</b>	<b>66.20</b>	<b>22</b>	<b>103</b>	<b>190</b>	<b>63</b>	<b>193</b>	<b>55.17%</b>	<b>LEVEL-1</b>

Evaluation of attainment of PSOs

Programme Name- B.COM

Course Name: B.COM ADC, FAC, COA, CAT, COA, MAC SEM-I- SEM-VI

Result Analysis of Semester End Examination

A- No. of students those who have scored  $\geq 75\%$  Marks

B- No. of Student those who have scored  $\geq 60\%$  marks but  $\leq 74.99\%$  marks

C- No. of Student those who have scored  $\geq 50\%$  marks but  $< 59.99\%$

D- No. of Student those who have scored  $\geq 35\%$  marks but  $< 49.99\%$  (Pass)

Fail.

Course Name	Appeared	Pass	Percent %	A	B	C	D	Fail	% of students those have scored $\geq 50\%$ marks in final examination. (A+B+C) x100/ (appeared students for exam)	Attainment Level
ADC	101	45	44.55	5	23	11	6	56	38.61%	LEVEL-1
FAC	73	60	82.19	0	2	28	30	13	41.09%	LEVEL-1
COA	115	37	32.17	1	5	21	10	78	23.47%	LEVEL-1
CAT	95	49	51.58	10	12	25	2	46	49.47%	LEVEL-1
COA	98	30	30.61	0	2	14	14	68	16.32%	LEVEL-1
MAC	89	70	78.65	15	31	21	0	19	75.28%	LEVEL-3
<b>TOTAL</b>	<b>571</b>	<b>291</b>	<b>50.96</b>	<b>31</b>	<b>75</b>	<b>120</b>	<b>62</b>	<b>280</b>	<b>39.58%</b>	<b>LEVEL-1</b>



  
Principal  
Arts & Commerce College,  
Warvat Bakal Dist. Buldana

Evaluation of attainment of PSOs

Programme Name- B.COM.

Course Name: B.COM.- CFS-I, CFS-II, ITBDP-I, ITBDP-II, IWWW-I, IWWW-II  
SEM-I- SEM-VI

Result Analysis of Semester End Examination

A- No. of students those who have scored  $\geq 75\%$  Marks

B- No. of Student those who have scored  $\geq 60\%$  marks but  $\leq 74.99\%$  marks

C- No. of Student those who have scored  $\geq 50\%$  marks but  $< 59.99\%$

D- No. of Student those who have scored  $\geq 35\%$  marks but  $< 49.99\%$  (Pass)

Fail.

Course Name	Appeared	Pass	Percent %	A	B	C	D	Fail	% of students those have scored $\geq 50\%$ marks in final examination. (A+B+C) x100/ (appeared students for exam)	Attainment Level
CFS-I	101	74	73.27	14	17	24	19	27	54.45	LEVEL-1
CFS-II	73	67	91.78	5	17	25	20	6	64.68%	LEVEL-2
ITBDP-I	115	100	86.95	3	56	38	2	15	84.34%	LEVEL-1
ITBDP-II	95	74	77.89	6	53	15	0	21	77.89%	LEVEL-3
IWWW-I	98	79	80.61	0	68	11	0	19	80.61%	LEVEL-3
IWWW-II	89	79	88.76	32	44	3	0	10	88.76%	LEVEL-3
<b>TOTAL</b>	<b>571</b>	<b>473</b>	<b>82.84</b>	<b>60</b>	<b>255</b>	<b>116</b>	<b>41</b>	<b>98</b>	<b>75.48%</b>	<b>LEVEL-3</b>

Evaluation of attainment of PSOs

Programme Name- B.COM.

Course Name: B.COM PBM, PBO, BUIS.M, AUD, IT, BST, BRF, EOE-I, CLAW, EOE-II

SEM-I- SEM-VI

Result Analysis of Semester End Examination

A- No. of students those who have scored  $\geq 75\%$  Marks


B- No. of Student those who have scored  $\geq 60\%$  marks but  $\leq 74.99\%$  marks

C- No. of Student those who have scored  $\geq 50\%$  marks but  $< 59.99\%$

D- No. of Student those who have scored  $\geq 35\%$  marks but  $< 49.99\%$  (Pass)

Fail.

Course Name	Appeared	Pass	Percent %	A	B	C	D	Fail	% of students those have scored $\geq 50\%$ marks in final examination. (A+B+C) x100/ (appeared students for exam)	Attainment Level
PBM	101	54	53.47	0	1	21	32	47	21.78%	LEVEL-1
PBO	73	64	87.67	0	16	24	24	9	54.79%	LEVEL-1
BUIS.M	115	57	49.56	18	21	15	3	58	46.95%	LEVEL-1
AUD	115	58	50.43	0	6	38	14	57	38.26%	LEVEL-1
IT	95	39	41.05	0	14	23	2	56	38.94%	LEVEL-1
BST	95	41	43.15	4	14	19	4	54	38.94%	LEVEL-1
BRF	98	64	65.31	0	3	25	36	34	28.57%	LEVEL-1
EOE-I	98	85	86.73	2	69	14	0	13	86.73%	LEVEL-3
CLAW	89	59	66.29	0	8	37	14	30	50.56%	LEVEL-1
EOE-II	89	83	93.26	12	60	11	0	6	93.25%	LEVEL-3
<b>TOTAL</b>	<b>968</b>	<b>604</b>	<b>62.39</b>	<b>22</b>	<b>212</b>	<b>227</b>	<b>129</b>	<b>364</b>	<b>49.07%</b>	<b>LEVEL-1</b>



*[Signature]*  
Principal  
Arts & Commerce College,  
Warvat Bakal Dist. Buldana

Evaluation of attainment of PSOs

Programme Name- B.Sc.

Course Name: B.Sc. English SEM-I- SEM-II

Result Analysis of Semester End Examination

A- No. of students those who have scored  $\geq 75\%$  Marks

B- No. of Student those who have scored  $\geq 60\%$  marks but  $\leq 74.99\%$  marks

C- No. of Student those who have scored  $\geq 50\%$  marks but  $< 59.99\%$

D- No. of Student those who have scored  $\geq 35\%$  marks but  $< 49.99\%$  (Pass)

Fail.

Course Name	Appeared	Pass	Percent %	A	B	C	D	Fail	% of students those have scored $\geq 50\%$ marks in final examination. (A+B+C) x100/ (appeared students for exam)	Attainment Level
English	124	53	42.74	0	10	18	25	71	22.58%	LEVEL-1
English	100	89	89	1	21	37	30	11	59%	LEVEL-1
Total	224	142	63.39%	1	31	55	55	82	38.84%	LEVEL-1

Evaluation of attainment of PSOs

Programme Name- B.Sc.

Course Name: B.Sc. Marathi SEM-I- SEM-II

Result Analysis of Semester End Examination

A- No. of students those who have scored  $\geq 75\%$  Marks

B- No. of Student those who have scored  $\geq 60\%$  marks but  $\leq 74.99\%$  marks

C- No. of Student those who have scored  $\geq 50\%$  marks but  $< 59.99\%$

D- No. of Student those who have scored  $\geq 35\%$  marks but  $< 49.99\%$  (Pass)

Fail.

Course Name	Appeared	Pass	Percent %	A	B	C	D	Fail	% of students those have scored $\geq 50\%$ marks in final examination. (A+B+C) x100/ (appeared students for exam)	Attainment Level
Marathi	124	112	88.89	12	59	24	17	12	76.61%	LEVEL-3
Marathi	100	93	93	18	48	19	8	7	85%	LEVEL-3
TOTAL	224	205	91.51%	30	107	43	25	19	80.36%	LEVEL-3

Evaluation of attainment of PSOs

Programme Name- B.Sc.

Course Name: B.Sc. Chemistry SEM-I- SEM-VI

Result Analysis of Semester End Examination

A- No. of students those who have scored  $\geq 75\%$  Marks


B- No. of Student those who have scored  $\geq 60\%$  marks but  $\leq 74.99\%$  marks

C- No. of Student those who have scored  $\geq 50\%$  marks but  $< 59.99\%$

D- No. of Student those who have scored  $\geq 35\%$  marks but  $< 49.99\%$  (Pass)

Fail.

Course Name	Appeared	Pass	Percent %	A	B	C	D	Fail	% of students those have scored $\geq 50\%$ marks in final examination. (A+B+C) x100/ (appeared students for exam)	Attainment Level
Chemistry	124	32	25.81	2	16	14	0	92	25.80%	LEVEL-1
Chemistry	100	48	48	12	35	1	52	48	48%	LEVEL-1
Chemistry	68	15	22.06	1	10	4	0	53	22.05%	LEVEL-1
Chemistry	51	29	58.86	4	10	15	0	22	56.86%	LEVEL-1
Chemistry	80	33	41.25	2	23	17	38	47	52.50%	LEVEL-1
Chemistry	73	68	93.15	17	38	12	1	5	91.78%	LEVEL-3
TOTAL	496	225	45.36	38	132	63	91	267	46.98%	LEVEL-1



  
Principal  
Arts & Commerce College,  
Warvat Bakal Dist. Buldana

Evaluation of attainment of PSOs

Programme Name- B.Sc.

Course Name: B.Sc. Botany SEM-I- SEM-VI

Result Analysis of Semester End Examination

A- No. of students those who have scored  $\geq 75\%$  Marks

B- No. of Student those who have scored  $\geq 60\%$  marks but  $\leq 74.99\%$  marks

C- No. of Student those who have scored  $\geq 50\%$  marks but  $< 59.99\%$

D- No. of Student those who have scored  $\geq 35\%$  marks but  $< 49.99\%$  (Pass)

Fail.

Course Name	Appeared	Pass	Percent %	A	B	C	D	Fail	% of students those have scored $\geq 50\%$ marks in final examination. (A+B+C) x100/ (appeared students for exam)	Attainment Level
Botany	94	24	25.53	0	12	11	1	70	24.46%	LEVEL-1
Botany	72	43	59.72	1	13	29	0	29	59.72%	LEVEL-1
Botany	47	7	40	1	3	3	0	40	14.89%	LEVEL-1
Botany	34	24	71	1	11	12	0	10	70.58%	LEVEL-3
Botany	65	28	41.54	0	23	5	0	37	41.53%	LEVEL-1
Botany	60	45	75	7	31	7	0	15	75%	LEVEL-3
<b>TOTAL</b>	<b>372</b>	<b>171</b>	<b>45.97</b>	<b>10</b>	<b>93</b>	<b>67</b>	<b>1</b>	<b>201</b>	<b>45.70%</b>	<b>LEVEL-1</b>

Evaluation of attainment of PSOs

Programme Name- B.Sc.

Course Name: B.Sc. Zoology SEM-I- SEM-VI

Result Analysis of Semester End Examination

A- No. of students those who have scored  $\geq 75\%$  Marks

B- No. of Student those who have scored  $\geq 60\%$  marks but  $\leq 74.99\%$  marks

C- No. of Student those who have scored  $\geq 50\%$  marks but  $< 59.99\%$

D- No. of Student those who have scored  $\geq 35\%$  marks but  $< 49.99\%$  (Pass)

Fail.

Course Name	Appeared	Pass	Percent %	A	B	C	D	Fail	% of students those have scored $\geq 50\%$ marks in final examination. (A+B+C) x100/ (appeared students for exam)	Attainment Level
Zoology	94	48	51.06	0	22	22	4	46	46.80%	LEVEL-1
Zoology	72	35	48.61	0	14	16	5	37	41.66%	LEVEL-1
Zoology	47	11	23.4	2	4	5	0	36	23.40%	LEVEL-1
Zoology	34	26	76.47	0	20	6	0	8	76.47%	LEVEL-3
Zoology	65	31	47.69	1	21	8	1	34	46.15%	LEVEL-1
Zoology	60	46	76.67	5	25	16	0	14	76.66%	LEVEL-3
<b>TOTAL</b>	<b>372</b>	<b>197</b>	<b>52.96</b>	<b>8</b>	<b>106</b>	<b>73</b>	<b>10</b>	<b>175</b>	<b>50.27%</b>	<b>LEVEL-1</b>



  
Principal  
Arts & Commerce College,  
Warvat Bakal Dist. Buldana



## Evaluation of attainment of PSOs

Programme Name- B.Sc.

Course Name: B.Sc. Physics SEM-I- SEM-VI

### Result Analysis of Semester End Examination

A- No. of students those who have scored  $\geq 75\%$  Marks

B- No. of Student those who have scored  $\geq 60\%$  marks but  $\leq 74.99\%$  marks

C- No. of Student those who have scored  $\geq 50\%$  marks but  $< 59.99\%$

D- No. of Student those who have scored  $\geq 35\%$  marks but  $< 49.99\%$  (Pass)

Fail.

Course Name	Appeared	Pass	Percent %	A	B	C	D	Fail	% of students those have scored $\geq 50\%$ marks in final examination. (A+B+C) x100/ (appeared students for exam)	Attainment Level
Physics	30	26	86.67	0	16	8	2	4	80%	LEVEL-3
Physics	28	24	85.71	2	17	4	1	4	82.17%	LEVEL-3
Physics	21	4	19.05	0	4	0	0	17	19.04%	LEVEL-1
Physics	17	8	47.06	0	4	4	0	9	47.05%	LEVEL-1
Physics	15	7	46.67	1	4	2	0	8	46.67%	LEVEL-1
Physics	13	8	61.54	0	7	1	0	5	61.54%	LEVEL-2
<b>TOTAL</b>	<b>124</b>	<b>77</b>	<b>62.10</b>	<b>3</b>	<b>52</b>	<b>19</b>	<b>3</b>	<b>47</b>	<b>59.68%</b>	<b>LEVEL-1</b>

## Evaluation of attainment of PSOs

Programme Name- B.Sc.

Course Name: B.Sc. Computer Science SEM-I- SEM-VI

### Result Analysis of Semester End Examination

A- No. of students those who have scored  $\geq 75\%$  Marks

B- No. of Student those who have scored  $\geq 60\%$  marks but  $\leq 74.99\%$  marks

C- No. of Student those who have scored  $\geq 50\%$  marks but  $< 59.99\%$

D- No. of Student those who have scored  $\geq 35\%$  marks but  $< 49.99\%$  (Pass)

Fail.

Course Name	Appeared	Pass	Percent %	A	B	C	D	Fail	% of students those have scored $\geq 50\%$ marks in final examination. (A+B+C) x100/ (appeared students for exam)	Attainment Level
Computer Science	30	19	63.33	0	12	7	0	11	63.33%	LEVEL-2
Computer Science	28	9	32.14	0	9	0	0	19	32.14%	LEVEL-1
Computer Science	21	4	19.05	0	4	0	0	17	19.04%	LEVEL-1
Computer Science	17	7	41.18	0	4	3	0	10	41.18%	LEVEL-1
Computer Science	15	8	53.33	1	6	1	0	7	53.33%	LEVEL-1
Computer Science	13	8	61.54	1	7	0	0	5	61.54%	LEVEL-2
<b>TOTAL</b>	<b>124</b>	<b>75</b>	<b>44.35</b>	<b>2</b>	<b>42</b>	<b>11</b>	<b>0</b>	<b>69</b>	<b>44.35%</b>	<b>LEVEL-1</b>



**Principal**  
Arts & Commerce College,  
Warvat Bakal Dist. Buldana

Evaluation of attainment of PSOs

Programme Name- M.A. Economics

Course Name: M.A. Micro Economics SEM-I & II

Result Analysis of Semester End Examination

A- No. of students those who have scored  $\geq 75\%$  Marks

B- No. of Student those who have scored  $\geq 60\%$  marks but  $\leq 74.99\%$  marks

C- No. of Student those who have scored  $\geq 50\%$  marks but  $< 59.99\%$

D- No. of Student those who have scored  $\geq 35\%$  marks but  $< 49.99\%$  (Pass)

Fail.

Course Name	Appeared	Pass	Percent %	A	B	C	D	Fail	% of students those have scored $\geq 50\%$ marks in final examination. (A+B+C) x100/ (appeared students for exam)	Attainment Level
Micro Economics-I	32	32	100	1	18	12	1	0	100%	LEVEL-3
Micro Economics-II	32	32	100	3	6	19	4	0	87.5%	LEVEL-3
<b>TOTAL</b>	<b>64</b>	<b>64</b>	<b>100</b>	<b>4</b>	<b>24</b>	<b>31</b>	<b>5</b>	<b>0</b>	<b>92.18%</b>	<b>LEVEL-3</b>

Evaluation of attainment of PSOs

Programme Name- M.A. Economics

Course Name: M.A. Macro Economics SEM-I & II

Course Name	Appeared	Pass	Percent %	A	B	C	D	Fail	% of students those have scored $\geq 50\%$ marks in final examination. (A+B+C) x100/ (appeared students for exam)	Attainment Level
Macro Economics-I	32	31	96.87	0	1	11	19	1	37.5%	LEVEL-1
Macro Economics-II	32	32	100	0	7	20	5	0	84.27%	LEVEL-3
<b>TOTAL</b>	<b>64</b>	<b>63</b>	<b>98.43%</b>	<b>0</b>	<b>8</b>	<b>31</b>	<b>24</b>	<b>1</b>	<b>60.93%</b>	<b>LEVEL-2</b>

Evaluation of attainment of PSOs

Programme Name- M.A. Economics

Course Name: M.A. Agricultural Economics SEM-I & II


Course Name	Appeared	Pass	Percent %	A	B	C	D	Fail	% of students those have scored $\geq 50\%$ marks in final examination. (A+B+C) x100/ (appeared students for exam)	Attainment Level
Agricultural Economics	32	31	96.87	0	10	10	11	1	62.5%	LEVEL-2
Agricultural Economics	32	32	100	1	6	20	5	0	84.37%	LEVEL-3
<b>TOTAL</b>	<b>64</b>	<b>63</b>	<b>98.43%</b>	<b>1</b>	<b>16</b>	<b>30</b>	<b>16</b>	<b>1</b>	<b>58.93%</b>	<b>LEVEL-2</b>

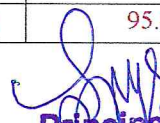
Evaluation of attainment of PSOs

Programme Name- M.A. Economics

Course Name: M.A. Macro Economics SEM-I & II

Course Name	Appeared	Pass	Percent %	A	B	C	D	Fail	% of students those have scored $\geq 50\%$ marks in final examination. (A+B+C) x100/ (appeared students for exam)	Attainment Level
Public Finance	32	32	100	2	16	14	0	0	100%	LEVEL-3
Environmental Economics	32	32	100	1	8	20	3	0	90.62%	LEVEL-3
<b>TOTAL</b>	<b>64</b>	<b>64</b>	<b>100</b>	<b>3</b>	<b>24</b>	<b>34</b>	<b>3</b>	<b>0</b>	<b>95.61%</b>	<b>LEVEL-3</b>



  
**Principal**  
Arts & Commerce College,  
Warvat Bakal Dist. Buldana

Evaluation of attainment of PSOs

Programme Name- M.A. Political Science

Course Name: M.A. Indian Political Thought SEM-I & II

Result Analysis of Semester End Examination

A- No. of students those who have scored  $\geq 75\%$  Marks

B- No. of Student those who have scored  $\geq 60\%$  marks but  $\leq 74.99\%$  marks

C- No. of Student those who have scored  $\geq 50\%$  marks but  $< 59.99\%$

D- No. of Student those who have scored  $\geq 35\%$  marks but  $< 49.99\%$  (Pass)

Fail.

Course Name	Appeared	Pass	Percent %	A	B	C	D	Fail	% of students those have scored $\geq 50\%$ marks in final examination. (A+B+C) x100/ (appeared students for exam)	Attainment Level
Indian Political Thought	32	27	84.38	0	2	16	9	5	56.25%	LEVEL-1
Indian Political Thought	29	21	72.41	0	7	14	0	8	72.41%	LEVEL-3
<b>TOTAL</b>	<b>61</b>	<b>48</b>	<b>78.68</b>	<b>0</b>	<b>9</b>	<b>30</b>	<b>9</b>	<b>13</b>	<b>63.93%</b>	<b>LEVEL-2</b>

Evaluation of attainment of PSOs

Programme Name- M.A. Political Science

Course Name: M.A. Indian Government & Politics SEM-I & II

Course Name	Appeared	Pass	Percent %	A	B	C	D	Fail	% of students those have scored $\geq 50\%$ marks in final examination. (A+B+C) x100/ (appeared students for exam)	Attainment Level
Indian Government & Politics	32	29	90.63	0	8	15	6	3	71.87%	LEVEL-
Indian Government & Politics	29	7	24.14	0	1	6	0	0	25%	LEVEL-3
<b>TOTAL</b>	<b>61</b>	<b>36</b>	<b>59.01</b>	<b>0</b>	<b>9</b>	<b>21</b>	<b>6</b>	<b>3</b>	<b>49.18%</b>	<b>LEVEL-1</b>

Evaluation of attainment of PSOs

Programme Name- M.A. Political Science

Course Name: M.A. Public Administration SEM-I & II

Course Name	Appeared	Pass	Percent %	A	B	C	D	Fail	% of students those have scored $\geq 50\%$ marks in final examination. (A+B+C) x100/ (appeared students for exam)	Attainment Level
Public Administration	32	27	84.38	0	0	11	16	5	34.37%	LEVEL-1
Public Administration	29	7	24.14	0	1	6	0	22	25%	LEVEL-1
<b>TOTAL</b>	<b>61</b>	<b>34</b>	<b>55.73</b>	<b>0</b>	<b>1</b>	<b>17</b>	<b>16</b>	<b>27</b>	<b>29.50%</b>	<b>LEVEL-1</b>

Evaluation of attainment of PSOs

Programme Name- M.A. Political Science

Course Name: M.A. Local Self-Government SEM-I & II

Course Name	Appeared	Pass	Percent %	A	B	C	D	Fail	% of students those have scored $\geq 50\%$ marks in final examination. (A+B+C) x100/ (appeared students for exam)	Attainment Level
Local Self-Government	32	31	96.88	1	20	10	0	1	96.87%	LEVEL-3
Local Self-Government	29	25	86.21	1	4	20	0	4	86.20%	LEVEL-3
<b>TOTAL</b>	<b>61</b>	<b>56</b>	<b>91.80</b>	<b>2</b>	<b>24</b>	<b>30</b>	<b>0</b>	<b>5</b>	<b>91.80%</b>	<b>LEVEL-3</b>



*[Signature]*  
**Principal**  
Arts & Commerce College,  
Warvat Bakal Dist. Buldana

Evaluation of attainment of PSOs

Programme Name- M.COM.

Course Name: M.COM. Commerce SEM-I & II

Result Analysis of Semester End Examination

A- No. of students those who have scored  $\geq 75\%$  Marks

B- No. of Student those who have scored  $\geq 60\%$  marks but  $\leq 74.99\%$  marks

C- No. of Student those who have scored  $\geq 50\%$  marks but  $< 59.99\%$

D- No. of Student those who have scored  $\geq 35\%$  marks but  $< 49.99\%$  (Pass)

Fail.

Course Name	Appeared	Pass	Percent %	A	B	C	D	Fail	% of students those have scored $\geq 50\%$ marks in final examination. (A+B+C) x100/ (appeared students for exam)	Attainment Level
AFCA	40	38	95.00	0	1	27	10	02	70%	LEVEL-3
BIS	40	37	92.5	1	5	13	19	3	47.5%	LEVEL-1
MEC	40	38	95	0	10	22	6	2	80%	LEVEL-3
SRM	40	35	87.5	0	1	11	13	5	30%	LEVEL-1
<b>TOTAL</b>	<b>160</b>	<b>148</b>	<b>92.50%</b>	<b>1</b>	<b>17</b>	<b>73</b>	<b>48</b>	<b>12</b>	<b>61.48%</b>	<b>LEVEL-2</b>

Evaluation of attainment of PSOs

Programme Name- M.COM.

Course Name: M.COM. Commerce SEM-I & II

Result Analysis of Semester End Examination

A- No. of students those who have scored  $\geq 75\%$  Marks

B- No. of Student those who have scored  $\geq 60\%$  marks but  $\leq 74.99\%$  marks

C- No. of Student those who have scored  $\geq 50\%$  marks but  $< 59.99\%$

D- No. of Student those who have scored  $\geq 35\%$  marks but  $< 49.99\%$  (Pass)

Fail.

Course Name	Appeared	Pass	Percent %	A	B	C	D	Fail	% of students those have scored $\geq 50\%$ marks in final examination. (A+B+C) x100/ (appeared students for exam)	Attainment Level
AMD (DEC)	40	31	77.50	0	0	2	29	9	5%	LEVEL-1
AMD (AEC)	40	40	100	40	0	0	0	0	100%	LEVEL-3
MOB	40	39	97.5	0	3	35	1	1	95%	LEVEL-3
SMA	40	39	97.5	0	14	23	2	1	92.5%	LEVEL-3
CAB	40	38	95	7	28	3	2	2	95%	LEVEL-3
<b>TOTAL</b>	<b>200</b>	<b>196</b>	<b>98%</b>	<b>47</b>	<b>45</b>	<b>63</b>	<b>34</b>	<b>4</b>	<b>77.50%</b>	<b>LEVEL-3</b>



  
**Principal**  
Arts & Commerce College,  
Warvat Bakal Dist. Buldana

Evaluation of attainment of PSOs

Programme Name- M.Sc. Chemistry

Course Name: M.Sc. In-Organic Chemistry SEM-I & II

Result Analysis of Semester End Examination

A- No. of students those who have scored  $\geq 75\%$  Marks

B- No. of Student those who have scored  $\geq 60\%$  marks but  $\leq 74.99\%$  marks

C- No. of Student those who have scored  $\geq 50\%$  marks but  $< 59.99\%$

D- No. of Student those who have scored  $\geq 35\%$  marks but  $< 49.99\%$  (Pass)

Fail.

Course Name	Appeared	Pass	Percent %	A	B	C	D	Fail	% of students those have scored $\geq 50\%$ marks in final examination. (A+B+C) x100/ (appeared students for exam)	Attainment Level
In-Organic Chemistry	20	17	85	0	2	7	8	3	45%	LEVEL-1
In-Organic Chemistry	20	19	95	0	0	0	19	1	0%	LEVEL-1
<b>TOTAL</b>	<b>40</b>	<b>36</b>	<b>90</b>	<b>0</b>	<b>2</b>	<b>7</b>	<b>27</b>	<b>4</b>	<b>22.5%</b>	<b>LEVEL-1</b>

Evaluation of attainment of PSOs

Programme Name- M.Sc. Chemistry

Course Name: M.Sc. Organic Chemistry SEM-I & II

Course Name	Appeared	Pass	Percent %	A	B	C	D	Fail	% of students those have scored $\geq 50\%$ marks in final examination. (A+B+C) x100/ (appeared students for exam)	Attainment Level
Organic Chemistry	20	19	95	0	1	11	7	1	63.15%	LEVEL-2
Organic Chemistry	20	20	100	0	1	11	8	0	60%	LEVEL-2
<b>TOTAL</b>	<b>40</b>	<b>39</b>	<b>97.5</b>	<b>0</b>	<b>2</b>	<b>22</b>	<b>15</b>	<b>1</b>	<b>60%</b>	<b>LEVEL-2</b>

Evaluation of attainment of PSOs

Programme Name- M.Sc. Chemistry

Course Name: M.Sc. Physical Chemistry n SEM-I & II

Course Name	Appeared	Pass	Percent %	A	B	C	D	Fail	% of students those have scored $\geq 50\%$ marks in final examination. (A+B+C) x100/ (appeared students for exam)	Attainment Level
Physical Chemistry	20	18	90	0	0	3	15	2	15%	LEVEL-1
Physical Chemistry	20	20	100	0	0	4	16	0	20%	LEVEL-1
<b>TOTAL</b>	<b>40</b>	<b>38</b>	<b>95</b>	<b>0</b>	<b>0</b>	<b>7</b>	<b>31</b>	<b>2</b>	<b>17.5%</b>	<b>LEVEL-1</b>

Evaluation of attainment of PSOs

Programme Name- M.Sc. Chemistry

Course Name: M.Sc. Analytical Chemistry SEM-I & II

Course Name	Appeared	Pass	Percent %	A	B	C	D	Fail	% of students those have scored $\geq 50\%$ marks in final examination. (A+B+C) x100/ (appeared students for exam)	Attainment Level
Analytical Chemistry	20	20	100	0	2	13	5	0	75%	LEVEL-3
Analytical Chemistry	20	20	100	0	0	7	13	0	35%	LEVEL-1
<b>TOTAL</b>	<b>40</b>	<b>40</b>	<b>100</b>	<b>0</b>	<b>2</b>	<b>20</b>	<b>18</b>	<b>0</b>	<b>55%</b>	<b>LEVEL-1</b>

Evaluation of attainment of PSOs

Programme Name- M.Sc. Chemistry

Course Name: M.Sc. AEC-I SEM-I & II

Course Name	Appeared	Pass	Percent %	A	B	C	D	Fail	% of students those have scored $\geq 50\%$ marks in final examination. (A+B+C) x100/ (appeared students for exam)	Attainment Level
AEC-01	20	20	100	19	1	0	0	0	100%	LEVEL-3
AEC-02	20	20	100	20	0	0	0	0	100%	LEVEL-3
TOTAL	40	40	100	39	1	0	0	0	100%	LEVEL-3

Evaluation of attainment of PSOs

Programme Name- M.Sc. Chemistry

Course Name: M.Sc. Analytical Chemistry SEM-I & II

Course Name	Appeared	Pass	Percent %	A	B	C	D	Fail	% of students those have scored $\geq 50\%$ marks in final examination. (A+B+C) x100/ (appeared students for exam)	Attainment Level
Lab-1 Physical Chemistry	20	20	100	20	0	0	0	0	100%	LEVEL-3
Lab-3 Physical Chemistry	20	20	100	20	0	0	0	0	100%	LEVEL-3
TOTAL	40	40	100	40	0	0	0	0	100%	LEVEL-3

Evaluation of attainment of PSOs

Programme Name- M.Sc. Chemistry

Course Name: M.Sc. Analytical Chemistry SEM-I & II

Course Name	Appeared	Pass	Percent %	A	B	C	D	Fail	% of students those have scored $\geq 50\%$ marks in final examination. (A+B+C) x100/ (appeared students for exam)	Attainment Level
Lab-2 Organic Chemistry	20	20	100	20	0	0	0	0	100%	LEVEL-3
Lab-4 In-Organic Chemistry	20	20	100	20	0	0	0	0	100%	LEVEL-3
TOTAL	40	40	100	40	0	0	0	0	100%	LEVEL-3



**Principal**  
Arts & Commerce College,  
Warvat Bakal Dist. Buldana

Evaluation of attainment of PSOs

Programme Name-M.Sc.

Course Name: M.Sc.-1 SEM-I Zoology

Result Analysis of Semester End Examination

A- No. of students those who have scored  $\geq 75\%$  Marks

B- No. of Student those who have scored  $\geq 60\%$  marks but  $\leq 74.99\%$  marks

C- No. of Student those who have scored  $\geq 50\%$  marks but  $< 59.99\%$

D- No. of Student those who have scored  $\geq 35\%$  marks but  $< 49.99\%$  (Pass)

Fail.

Course Name	Appeared	Pass	Percent %	A	B	C	D	Fail	% of students those have scored $\geq 50\%$ marks in final examination. (A+B+C) x100/ (appeared students for exam)	Attainment Level
Non-Chordata P-1	17	15	88.23	0	8	7	0	2	88.23%	LEVEL-3
Chordata P-2	17	17	100	0	0	9	8	0	52.94%	LEVEL-1
Gamete Biology P-3	17	17	100	2	10	5	0	0	100%	LEVEL-3
Genes Differentiation P-4	17	17	100	0	7	5	5	0	70.58%	LEVEL-3
Lab-1 (Non-Chordata & Chordata)	17	17	100	17	0	0	0	0	100%	LEVEL-3
Lab-2 (Gamete Biology & Genes And Differentiation)	17	17	100	17	0	0	0	0	100%	LEVEL-3
<b>TOTAL</b>	<b>102</b>	<b>100</b>	<b>98.03</b>	<b>36</b>	<b>25</b>	<b>26</b>	<b>13</b>	<b>2</b>	<b>85.29%</b>	<b>LEVEL-3</b>

Evaluation of attainment of COs

Programme Name-M.Sc.

Course Name: M.Sc.-1 SEM-II Zoology

Result Analysis of Semester End Examination

A- No. of students those who have scored  $\geq 75\%$  Marks

B- No. of Student those who have scored  $\geq 60\%$  marks but  $\leq 74.99\%$  marks

C- No. of Student those who have scored  $\geq 50\%$  marks but  $< 59.99\%$

D- No. of Student those who have scored  $\geq 35\%$  marks but  $< 49.99\%$  (Pass)

Fail.

Course Name	Appeared	Pass	Percent %	A	B	C	D	Fail	% of students those have scored $\geq 50\%$ marks in final examination. (A+B+C) x100/ (appeared students for exam)	Attainment Level
Molecular Cell Biology P-5	17	17	100	0	5	11	1	0	94.11%	LEVEL-3
Tools And Techniques P-6	17	17	100	0	5	8	4	0	76.47%	LEVEL-3
Endocrinology P-7	17	17	100	0	6	9	2	0	88.23%	LEVEL-3
Environment And Ecology P-8	17	17	100	0	8	7	2	0	88.23%	LEVEL-3
Lab-3 (Molecular Cell Biology & Tools & Techniques)	17	17	100	17	0	0	0	0	100%	LEVEL-3
Lab-4 (Endocrinology & Environment And Ecology)	17	17	100	16	1	0	0	0	100%	LEVEL-3
<b>TOTAL</b>	<b>102</b>	<b>102</b>	<b>100</b>	<b>33</b>	<b>25</b>	<b>35</b>	<b>9</b>	<b>0</b>	<b>91.17%</b>	<b>LEVEL-3</b>



*Sus*  
**Principal**  
Arts & Commerce College,  
Warvat Bakal Dist. Buldana

Evaluation of attainment of PSOs

Programme Name- M.Sc. Botany

Course Name: M.Sc. Cell & Molecular Biology SEM-I & II

Result Analysis of Semester End Examination

A- No. of students those who have scored  $\geq 75\%$  Marks

B- No. of Student those who have scored  $\geq 60\%$  marks but  $\leq 74.99\%$  marks

C- No. of Student those who have scored  $\geq 50\%$  marks but  $< 59.99\%$

D- No. of Student those who have scored  $\geq 35\%$  marks but  $< 49.99\%$  (Pass)

Fail.

Course Name	Appeared	Pass	Percent %	A	B	C	D	Fail	% of students those have scored $\geq 50\%$ marks in final examination. (A+B+C) x100/ (appeared students for exam)	Attainment Level
Cell & Molecular Biology	20	19	95	0	0	11	8	1	55%	LEVEL-1
Plant Physiology	20	18	90	0	1	2	15	2	15%	LEVEL-1
<b>TOTAL</b>	<b>40</b>	<b>37</b>	<b>92.50%</b>	<b>0</b>	<b>1</b>	<b>13</b>	<b>23</b>	<b>3</b>	<b>35%</b>	<b>LEVEL-1</b>

Evaluation of attainment of PSOs

Programme Name- M.Sc. Botany

Course Name: M.Sc. Evolution & Div. of Algae & Fungi SEM-I & II

Course Name	Appeared	Pass	Percent %	A	B	C	D	Fail	% of students those have scored $\geq 50\%$ marks in final examination. (A+B+C) x100/ (appeared students for exam)	Attainment Level
Evolution & Div. of Algae & Fungi	20	20	100	16	4	0	0	0	100%	LEVEL-3
Evolution & Div. Of Bryophyta & Pteridophyta	20	20	100	0	6	12	2	0	90%	LEVEL-3
<b>TOTAL</b>	<b>40</b>	<b>40</b>	<b>100</b>	<b>16</b>	<b>10</b>	<b>12</b>	<b>2</b>	<b>0</b>	<b>95%</b>	<b>LEVEL-3</b>

Evaluation of attainment of PSOs

Programme Name- M.Sc. Botany

Course Name: M.Sc. Plant Biochemistry. & pharmacognosy SEM-I & II

Course Name	Appeared	Pass	Percent %	A	B	C	D	Fail	% of students those have scored $\geq 50\%$ marks in final examination. (A+B+C) x100/ (appeared students for exam)	Attainment Level
Eco. Botany & Res. Ut	20	20	100	4	14	2	0	0	100%	LEVEL-3
Plant Biochemistry. & pharmacognosy	20	20	100	0	5	12	3	0	85%	LEVEL-3
<b>TOTAL</b>	<b>40</b>	<b>40</b>	<b>100</b>	<b>4</b>	<b>19</b>	<b>14</b>	<b>3</b>	<b>0</b>	<b>92.50%</b>	<b>LEVEL-3</b>

Evaluation of attainment of PSOs

Programme Name- M.Sc. Botany

Course Name: M.Sc. Plant Development SEM-I & II

Course Name	Appeared	Pass	Percent %	A	B	C	D	Fail	% of students those have scored $\geq 50\%$ marks in final examination. (A+B+C) x100/ (appeared students for exam)	Attainment Level
Plant Development	20	20	100	0	14	4	2	0	90%	LEVEL-3
Genetics & Plant Breeding	20	20	100	2	10	8	0	0	100%	LEVEL-3
<b>TOTAL</b>	<b>40</b>	<b>40</b>	<b>100</b>	<b>2</b>	<b>24</b>	<b>12</b>	<b>2</b>	<b>0</b>	<b>95%</b>	<b>LEVEL-3</b>



Evaluation of attainment of PSOs

Programme Name- M.Sc. Botany

Course Name: M.Sc. AEC-I SEM-I & II

Course Name	Appeared	Pass	Percent %	A	B	C	D	Fail	% of students those have scored $\geq 50\%$ marks in final examination. (A+B+C) x100/ (appeared students for exam)	Attainment Level
AEC-1	20	20	100	17	3	0	0	0	100%	LEVEL-3
AEC-2	20	20	100	13	7	0	0	0	100%	LEVEL-3
TOTAL	40	40	100	30	10	0	0	0	100%	LEVEL-3

Evaluation of attainment of PSOs

Programme Name- M.Sc. Botany

Course Name: M.Sc. Analytical Chemistry SEM-I & II

Course Name	Appeared	Pass	Percent %	A	B	C	D	Fail	% of students those have scored $\geq 50\%$ marks in final examination. (A+B+C) x100/ (appeared students for exam)	Attainment Level
Lab-1	20	20	100	8	12	0	0	0	100%	LEVEL-3
Lab-3	20	19	95	10	7	2	0	1	95%	LEVEL-3
TOTAL	40	39	97.5%	18	19	2	0	1	97.50%	LEVEL-3

Evaluation of attainment of PSOs

Programme Name- M.Sc. Botany

Course Name: M.Sc. Analytical Chemistry SEM-I & II

Course Name	Appeared	Pass	Percent %	A	B	C	D	Fail	% of students those have scored $\geq 50\%$ marks in final examination. (A+B+C) x100/ (appeared students for exam)	Attainment Level
Lab-2	20	20	100	8	10	2	0	0	100%	LEVEL-3
Lab-4	20	19	95	10	8	1	0	0	95%	LEVEL-3
TOTAL	40	39	97.50	18	18	3	0	0	97.50%	LEVEL-3



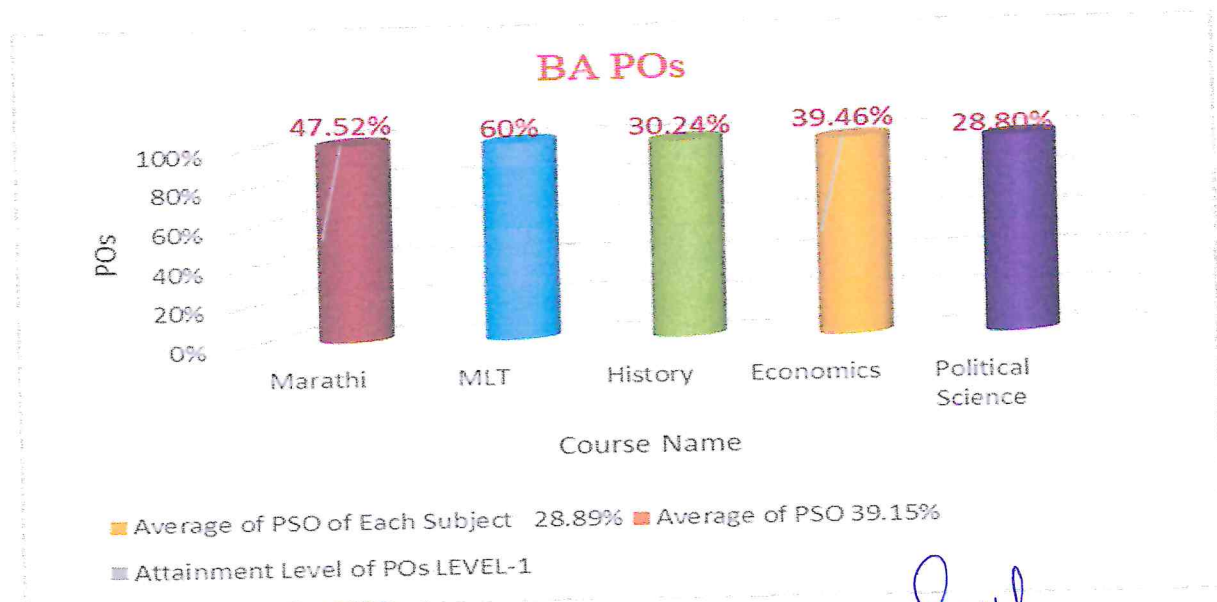
**Principal**  
Arts & Commerce College,  
Warvat Bakal Dist.Buldana

## Evaluation of attainment of POs

Programme Name-B.A./B.COM. /B.Sc.

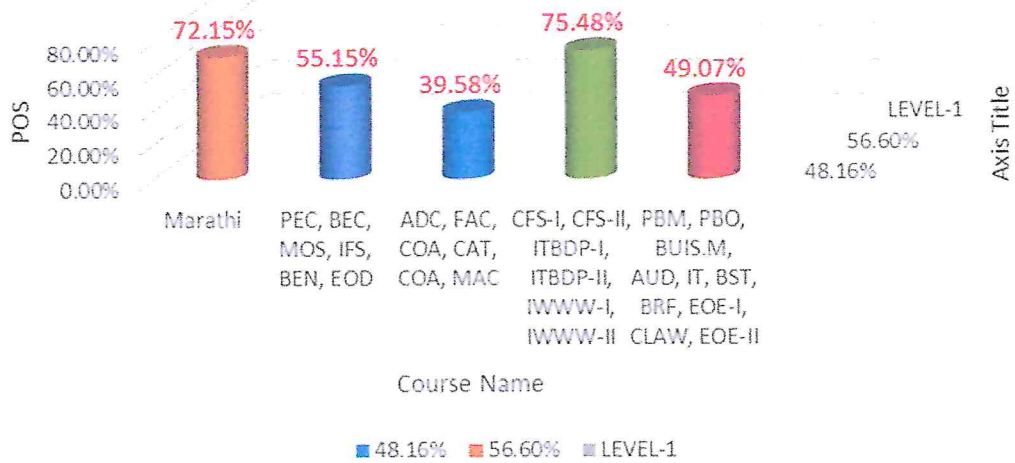
Program Name	Course Name	Average of PSO of Each Subject	Average of PSO	Attainment Level
B.A.	English	28.89%	39.15%	LEVEL-1
	Marathi	47.52%		
	MLT	60%		
	History	30.24%		
	Economics	39.46%		
	Political Science	28.80%		
B.COM.	English	48.16%	56.60%	LEVEL-1
	Marathi	72.15%		
	PEC, BEC, MOS, IFS, BEN, EOD	55.15%		
	ADC, FAC, COA, CAT, COA, MAC	39.58%		
	CFS-I, CFS-II, ITBDP-I, ITBDP-II, IWWW-I, IWWW-II	75.48%		
	PBM, PBO, BUIS.M, AUD, IT, BST, BRF, EOE-I, CLAW, EOE-II	49.07%		
B.Sc.	English	38.84%	52.31%	LEVEL-1
	Marathi	80.36%		
	Chemistry	46.98%		
	Botany	45.70%		
	Zoology	50.27%		
	Physics	59.68%		
	Computer Science	44.35%		
B.VOC	NMT	85.71%	85.71%	LEVEL-3
	GHT	88.33%	88.33%	LEVEL-3

### Graphical Representation of Program Outcomes

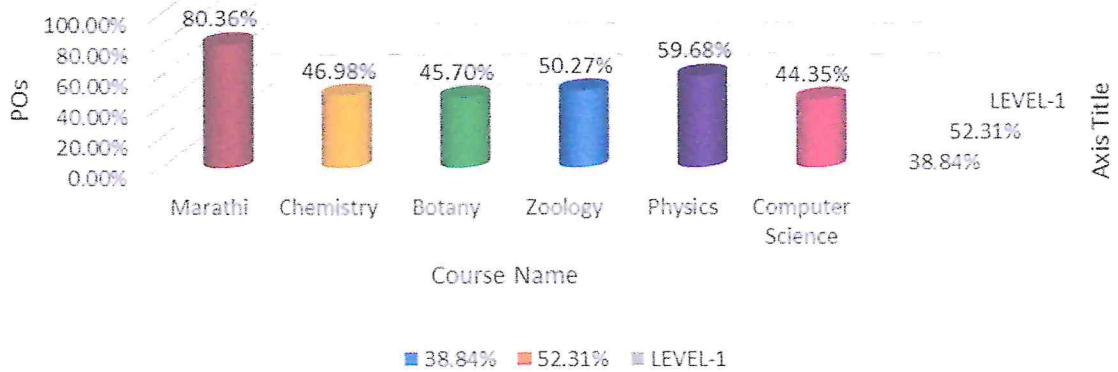


  
**Principal**  
 Arts & Commerce College,  
 Warvat Bakal Dist. Buldana

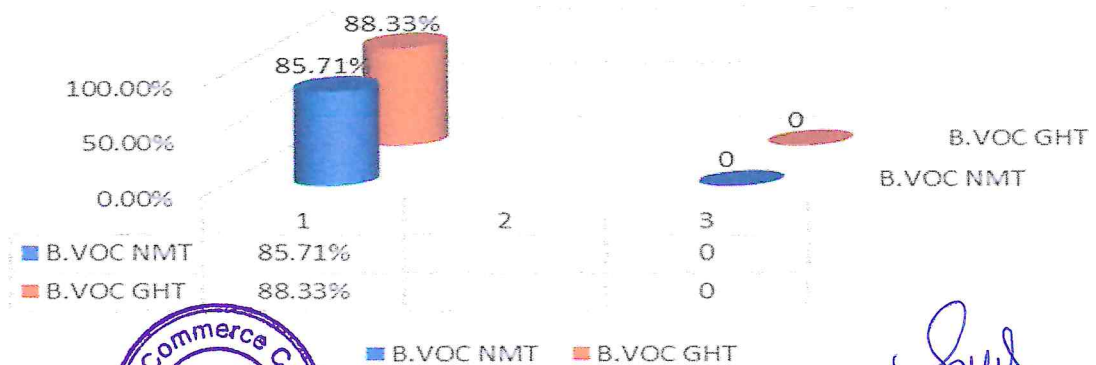
### B.COM POS



### B.Sc.



### B.VOC



*Suresh*  
Principal  
Arts & Commerce College,  
Warvat Bakal Dist. Buldana